

Variety	Maturity	Zadok Score (10th Sept) 91 Days	Yield (t/ha)	% of Fathom	Protein %	Colour	Hect kg/hl	Screenings %	Grade	Farnanco Economic Ranking
Fathom	Early Season	49	2.622	100%	10.2	60	62	29.5	BFED1	\$603
Scope	Mid-season	46	2.568	98%	9.9	60	65	20.2	Malt2	\$616
GrangeR	Mid-season	45	2.622	100%	9.6	59	62	16.6	Malt2	\$629
Hindmarsh	Early - Mid season	49	2.856	109%	10.2	60	63	34.0	BFED1	\$657
Flinders	Mid-late maturing	43	2.788	106%	10.9	61	62	22.0	Malt2	\$669
IGB 1344 ***	Early Season	48	3.125	119%	9.3	62	63	18.1	Malt2	\$750
La Trobe	Early - Mid season	48	3.133	119%	10.2	59	64	32.2	Malt2	\$752
Compass***	Mid-season	47	3.205	122%	10.1	60	62	24.4	Malt2	\$769
Rosalind IGB 1302	Mid-season	47	3.352	128%	10.0	59	61	29.3	BFED1	\$771

\*\*\* denotes under Malt evaluation

Site Mean (t/ha) 2.832  
 Probability 0.011  
 Least significant difference 5% 0.274  
 CV % 3.2

Zadok Scoring	Phenological Stage	Z Score
Booting	Z 40 - 49	
Ear Emergence	Z 50 - 59	
Flowering	Z 60 - 69	
Grain Development - Milk	Z 70 - 79	
Grain Development - Dough	Z 80 - 89	

**Farnanco Economic**  
 Site Mean (\$/ha) \$663  
 Probability 0.003  
 LSD 5% \$52  
 CV % 2.6

**Site Details**

Soil Description: Sandy Loam  
 Date Sown: Thursday, June 11, 2015  
 Date Harvested: Monday, December 14, 2015  
 Seeding Rate: 60 kg/ha

**Plot Dimensions**

Length (m) 220  
 Width (m) 12  
 Plot Area (ha) 0.26  
 Conversion Factor 3.79

**Rainfall Data**

Growing Season (mm) 214.5  
 Site Yield (t/ha) 2.832  
 kg/mm - Rainfall 13.2

Month	Rainfall (mm)		Cumulative Growing Season Rainfall
	Monthly	Total	
January	0		
February	1		
March	27		
April	25.5	25.5	
May	9.5	35	
June	37	72	
July	36	108	
August	71	179	
September	24	203	
October	11.5	214.5	
November	15.5		
December	20.5		
<b>Total</b>	<b>278.5</b>		

Station: Lanagans (Hassad)



**PLATINUM SPONSORS**

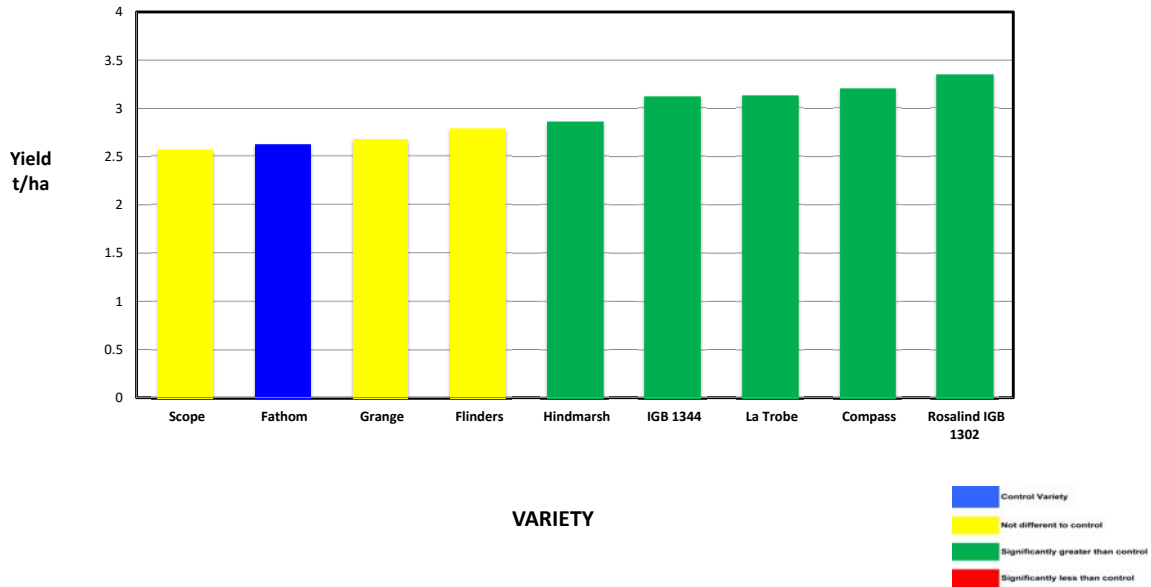


**DIAMOND SPONSORS**



Seed Company Sponsors: AGT, Adelaide Uni, Intergrain, Pacific Seeds, Canola Breeders WA, Nuseed, Seedmark, DuPont Pioneer, Bayer

## 2015 SEPWA BARLEY Variety Trial Hassad, Beaumont



Variety	Maturity	Zadok Score (10th Sept 91 Days)	Yield (t/ha)	% of Fathom	Protein %	Colour	Hect kg/hl	Screenings %	Grade
Scope	Mid-season	46	2.568	98%	9.9	60	65	20.2	Malt2
Fathom	Early Season	49	2.622	100%	10.2	60	62	29.5	BFED1
GrangeR	Mid-season	45	2.622	100%	9.6	59	62	16.6	Malt2
Flinders	Mid-late maturing	43	2.788	106%	10.9	61	62	22.0	Malt2
Hindmarsh	Early - Mid season	49	2.856	109%	10.2	60	63	34.0	BFED1
IGB 1344 ***	Early Season	48	3.125	119%	9.3	62	63	18.1	Malt2
La Trobe	Early - Mid season	48	3.133	119%	10.2	59	64	32.2	Malt2
Compass***	Mid-season	47	3.205	122%	10.1	60	62	24.4	Malt2
Rosalind IGB 1302	Mid-season	47	3.352	128%	10.0	59	61	29.3	BFED1

\*\*\* denotes under Malt evaluation

Site Mean (t/ha) 2.832  
 Probability 0.011  
 Least significant difference 5% 0.274  
 CV % 3.2

Zadok Scoring	Booting	Z 40 - 49
	Ear Emergence	Z 50 - 59
	Flowering	Z 60 - 69
	Grain Development - Milk	Z 70 - 79
	Grain Development - Dough	Z 80 - 89

### Site Details

Soil Description: Sandy Loam  
 Date Sown: 42166  
 Date Harvested: 42352  
 Seeding Rate: 60 kg/ha

### Plot Dimensions

Length (m) 220  
 Width (m) 12  
 Plot Area (ha) 0.26  
 Conversion Factor 3.79

### Rainfall Data

Growing Season (mm) 214.5  
 Site Yield (t/ha) 2.832  
 kg/mm - Rainfall 13.20

RAINFALL 2015 (mm)	January	0	
	February	1	
	March	27	
	April	25.5	25.5
	May	9.5	35
	June	37	72
	July	36	108
	August	71	179
	September	24	203
	October	11.5	214.5
	November	15.5	
	December	20.5	
	Total	278.5	

Cumulative Growing Season Rainfall

Station: Lanagans (Hassad)



PLATINUM SPONSORS

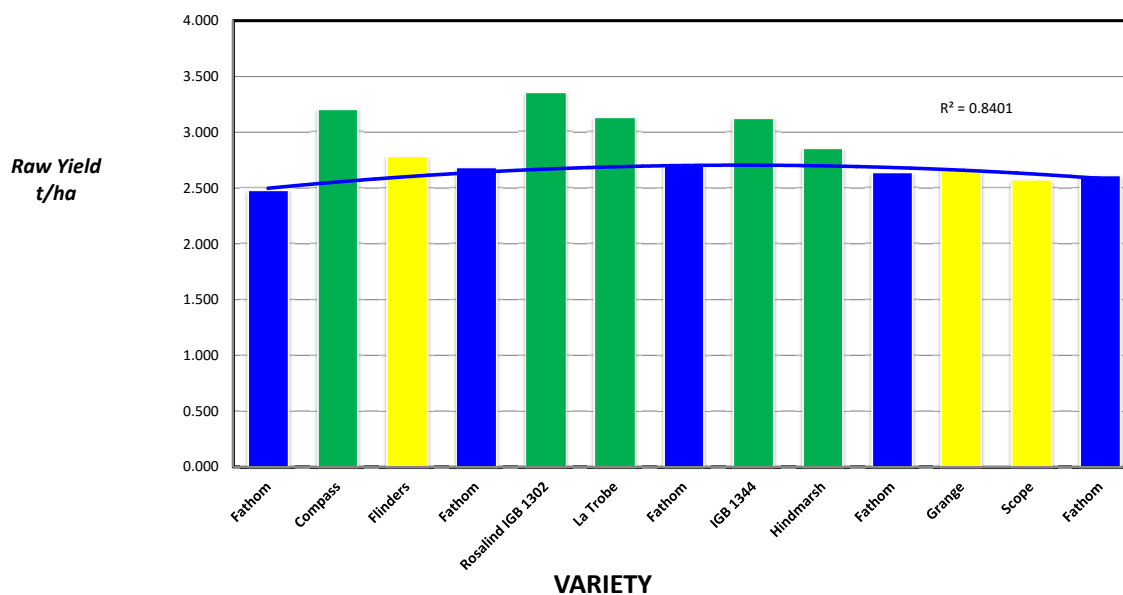


DIAMOND SPONSORS



Seed Company Sponsors: AGT, Adelaide Uni, Intergrain, Pacific Seeds, Canola Breeders WA, Nuseed, Seedmark, DuPont Pioneer, Bayer

## 2015 SEPWA BARLEY Variety Trial Hassad, Beaumont



Plot	Variety!	Yield (t/ha)	% of Site Mean
1	Fathom	2.477	87%
2	Compass	3.205	113%
3	Flinders	2.788	98%
4	Fathom	2.678	95%
5	Rosalind IGB 1302	3.352	118%
6	La Trobe	3.133	111%
7	Fathom	2.712	96%
8	IGB 1344	3.125	110%
9	Hindmarsh	2.856	101%
10	Fathom	2.633	93%
11	Grange	2.674	94%
12	Scope	2.568	91%
13	Fathom	2.610	92%



### Site Details

Soil Description: Sandy Loam  
 Date Sown: Thursday, June 11, 2015  
 Date Harvested: Monday, December 14, 2015  
 Seeding Rate: 60 kg/ha

### Statistical Analysis

Site Mean (t/ha) 2.832  
 Probability 0.011  
 Least significant difference 5% 0.274  
 CV % 3.2  
*R*-squared value for Fathom 0.8401

### Plot Dimensions

Length (m) 220      Width (m) 12      Area (m<sup>2</sup>) 0.26      Conversion Factor 3.79

### PLATINUM SPONSORS



### DIAMOND SPONSORS



Seed Company Sponsors: AGT, Adelaide Uni, Intergrain, Pacific Seeds, Canola Breeders WA, Nuseed, Seedmark, DuPont Pioneer, Bayer

# SEPWA Barley Variety Trials - Head Loss - Hassad, Beaumont

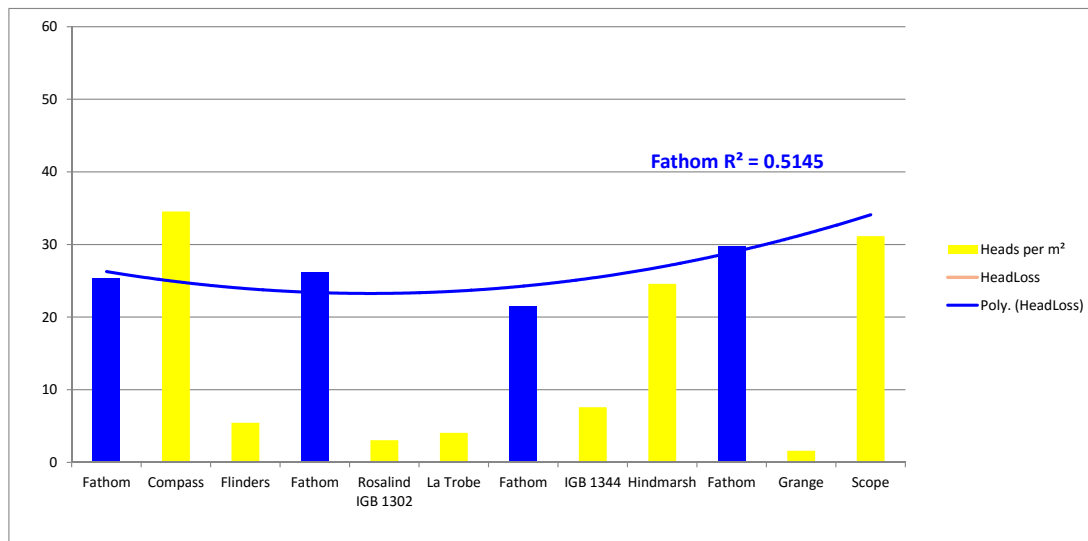
## Friday, December 11, 2015



Plot	Variety!	Total	Counts	Average per Quadrat	Row Spacing	Heads per m <sup>2</sup>	Lodging Score
1	Fathom	175	23	7.6	30	25	7.5
2	Compass	228	22	10.4	30	35	7
3	Flinders	41	25	1.6	30	5	8.5
4	Fathom	157	20	7.9	30	26	7.5
5	Rosalind IGB 1302	21	23	0.9	30	3	8
6	La Trobe	28	23	1.2	30	4	7.5
7	Fathom	142	22	6.5	30	22	7.5
8	IGB 1344	57	25	2.3	30	8	7.5
9	Hindmarsh	155	21	7.4	30	25	8
10	Fathom	188	21	9.0	30	30	7.5
11	Grange	12	25	0.5	30	2	8
12	Scope	187	20	9.4	30	31	6.5

Row Labels	Heads per m <sup>2</sup>
Grange	1.6
Rosalind IGB 1302	3.0
La Trobe	4.1
Flinders	5.5
IGB 1344	7.6
Hindmarsh	24.6
Fathom	25.7
Scope	31.2
Compass	34.5
<b>Grand Total</b>	<b>17.9</b>

Lodging Score—9: Erect, 5 : 45 degrees, 1 : Flat on Ground



### PLATINUM SPONSORS



### DIAMOND SPONSORS



Seed Company Sponsors: AGT, Adelaide Uni, Intergrain, Pacific Seeds, Canola Breeders WA, Nuseed, Seedmark, DuPont Pioneer, Bayer