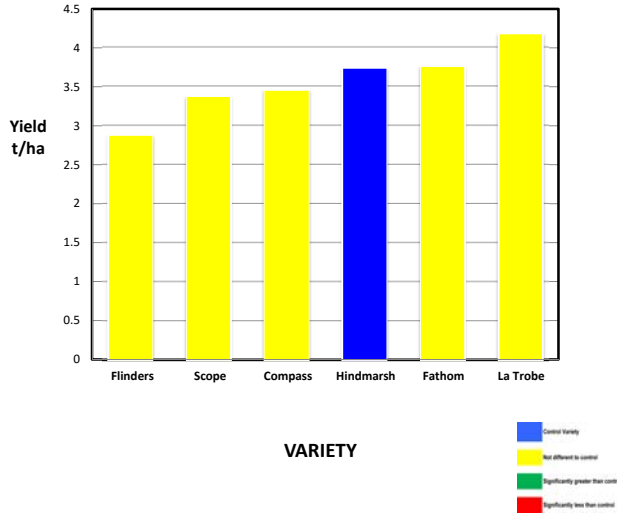
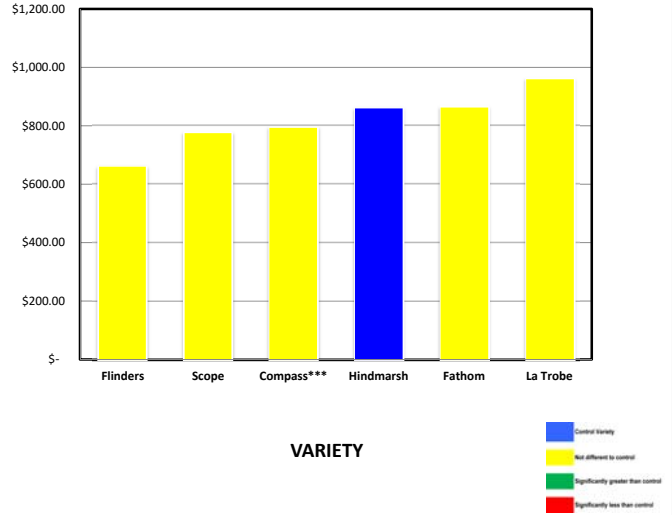


2015 SEPWA BARLEY Variety Trial
 G Sanderson, Grass Patch
 Variety x Yield



2015 SEPWA BARLEY Variety Trial
 G Sanderson, Grass Patch
 Variety x Farmanco Ranking



Variety	Maturity	Zadok Score (18th Sept) 140 days	Yield (t/ha)	% of Hindmarsh	Protein %	Colour	Hect kg/ha	Screenings %	Grade	Farmanco Economic Ranking
Flinders	Mid-late maturing	70	2.880	77%	8.6	60	66	5.0	BFED1	\$ 662.40
Scope	Mid-season	70	3.380	90%	8.0	58	65	6.2	BFED1	\$ 777.40
Compass***	Mid-season	72	3.460	93%	8.7	60	65	5.3	BFED1	\$ 795.80
Hindmarsh	Early - Mid season	75	3.740	100%	8.5	59	65	5.4	BFED1	\$ 860.20
Fathom	Early Season	71	3.760	101%	8.4	59	63	3.9	BFED1	\$ 864.80
La Trobe	Early - Mid season	74	4.180	112%	8.8	59	66	6.1	BFED1	\$ 961.40

*** denotes under Malt evaluation

Site Mean (t/ha)	3.62
Probability	0.552
Least significant difference 5%	1.641
CV %	12.7

Zadok Scoring	<i>Ear Emergence</i>	Z 50 - 59
	<i>Flowering</i>	Z 60 - 69
	<i>Grain Development - Milk</i>	Z 70 - 79
	<i>Grain Development - Dough</i>	Z 80 - 89

Farmanco Economic Ranking	
Site Mean (\$/ha)	\$797
Probability	0.552
LSD 5%	\$361
CV %	12.7

Site Details

Soil Description: Clay Loam
 Date Sown: Friday, May 1, 2015
 Date Harvested: Monday, November 16, 2015
 Seeding Rate: 50 kg/ha

Plot Dimensions

Length (m)	234
Width (m)	13.4
Plot Area (ha)	0.31
Conversion Factor	3.19

Rainfall Data

Growing Season (mm)	268.2
Site Yield (t/ha)	3.62
kg/mm - Rainfall	13.50

RAINFALL 2014 (mm)	Cumulative Growing Season Rainfall	
	mm	t/ha
January	3.6	
February	5.8	
March	41.2	
April	35.8	35.8
May	7	42.8
June	64.8	107.6
July	33	140.6
August	85.8	226.4
September	19	245.4
October	22.8	268.2
November	14	
Total	332.8	

Station: DAFWA Salmon Gums

PLATINUM SPONSORS

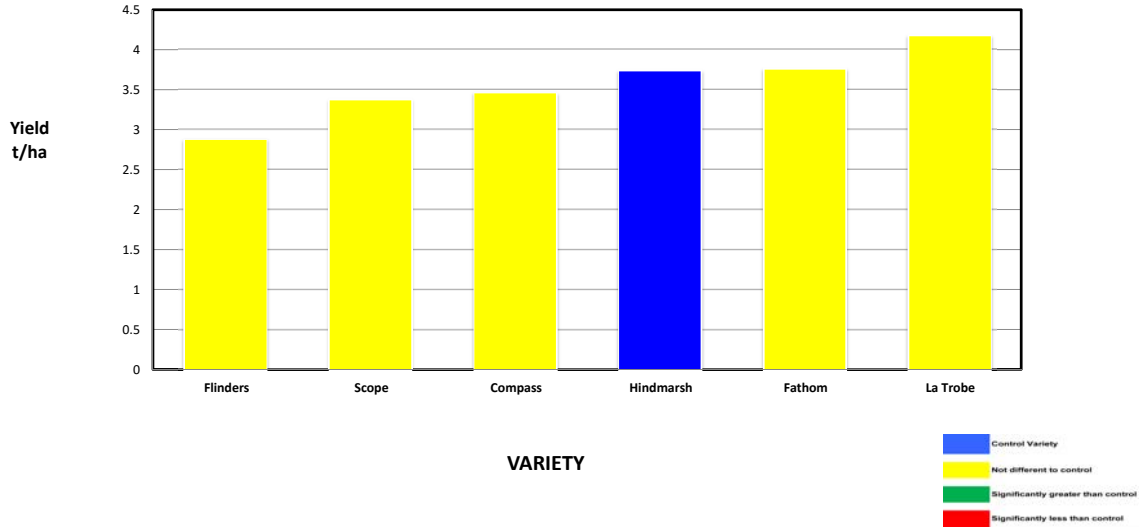


DIAMOND SPONSORS



Seed Company Sponsors: AGT, Adelaide Uni, Intergrain, Pacific Seeds, Canola Breeders WA, Nuseed, Seedmark, DuPont Pioneer, Bayer

2015 SEPWA BARLEY Variety Trial G Sanderson, Grass Patch



Variety	Maturity	Zadok Score (18th Sept) 140 days	Yield (t/ha)	% of Hindmarsh	Protein %	Colour	Hect kg/hl	Screenings %	Grade
Flinders	Mid-late maturing	70	2.880	77%	8.6	60	66	5.0	BFED1
Scope	Mid-season	70	3.380	90%	8.0	58	65	6.2	BFED1
Compass***	Mid-season	72	3.460	93%	8.7	60	65	5.3	BFED1
Hindmarsh	Early - Mid season	75	3.740	100%	8.5	59	65	5.4	BFED1
Fathom	Early Season	71	3.760	101%	8.4	59	63	3.9	BFED1
La Trobe	Early - Mid season	74	4.180	112%	8.8	59	66	6.1	BFED1

*** denotes under Malt evaluation

Site Mean (t/ha) 3.62
 Probability 0.552
 Least significant difference 5% 1.641
 CV % 12.7

Zadok Scoring	Ear Emergence	Z
	Flowering	50 - 59
	Grain Development - Milk	70 - 79
	Grain Development - Dough	80 - 89

Site Details

Soil Description: Clay Loam
 Date Sown: Friday, May 1, 2015
 Date Harvested: Monday, November 16, 2015
 Seeding Rate: 50 kg/ha

Plot Dimensions

Length (m) 234
 Width (m) 13.4
 Plot Area (ha) 0.31
 Conversion Factor 3.19

Rainfall Data

Growing Season (mm) 268.2
 Site Yield (t/ha) 3.62
 kg/mm - Rainfall 13.50

RAINFALL 2014 (mm)	January	February	March	April	May	June	July	August	September	October	November	Total
	3.6	5.8	41.2	35.8	7	64.8	33	85.8	19	22.8	14	332.8
				35.8	42.8	107.6	140.6	226.4	245.4	268.2		

Cumulative Growing Season Rainfall

Station: DAFWA Salmon Gums

PLATINUM SPONSORS

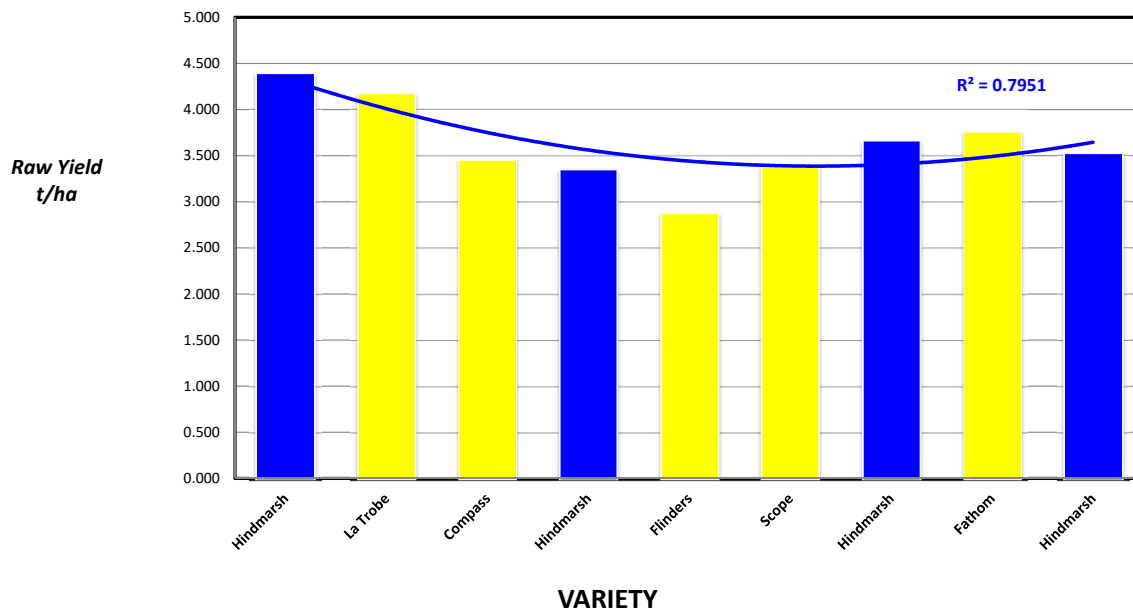


DIAMOND SPONSORS



Seed Company Sponsors: AGT, Adelaide Uni, Intergrain, Pacific Seeds, Canola Breeders WA, Nuseed, Seedmark, DuPont Pioneer, Bayer

**2015 SEPWA BARLEY Variety Trial
 G Sanderson, Grass Patch**



Plot	Variety!	Yield (t/ha)	% of Site Mean
1	Hindmarsh	4.401	121%
2	La Trobe	4.178	115%
3	Compass	3.460	95%
4	Hindmarsh	3.352	92%
5	Flinders	2.880	79%
6	Scope	3.384	93%
7	Hindmarsh	3.668	101%
8	Fathom	3.763	104%
9	Hindmarsh	3.527	97%



Site Details

Soil Description: Clay Loam
 Date Sown: Friday, May 1, 2015
 Date Harvested: Monday, November 16, 2015
 Seeding Rate: 50 kg/ha

Statistical Analysis

Site Mean (t/ha) 3.62
 Probability 0.552
 Least significant difference 5% 1.641
 CV % 12.7
R-squared value for Baudin 0.7951

Plot Dimensions

Length (m) 234 Width (m) 13.4 Area (m2) 0.31 Conversion Factor 3.19



PLATINUM SPONSORS



DIAMOND SPONSORS



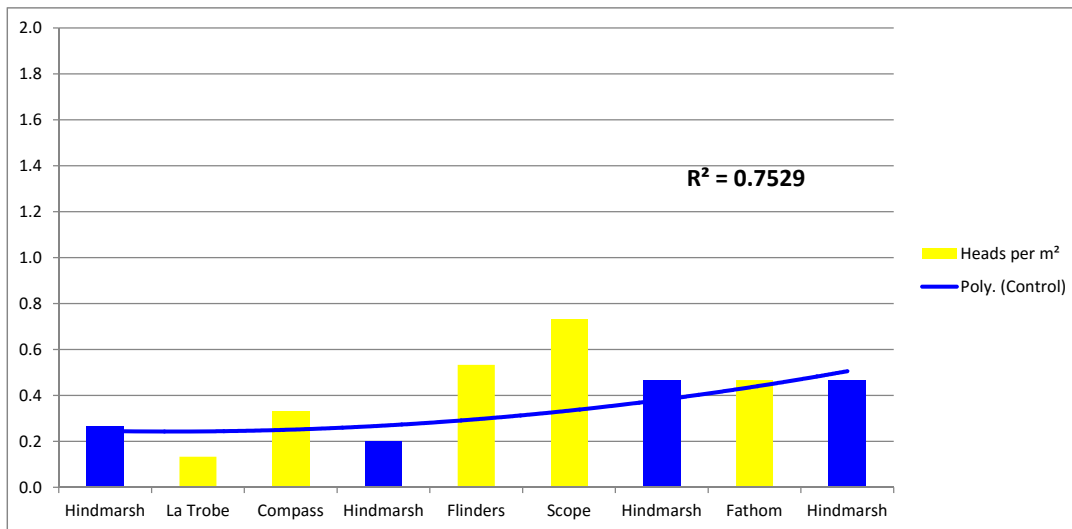
Seed Company Sponsors: AGT, Adelaide Uni, Intergrain, Pacific Seeds, Canola Breeders WA, Nuseed, Seedmark, DuPont Pioneer, Bayer

SEPWA Barley Variety Trials - Head Loss - Geoff Sanderson, Grass Patch Monday, November 16, 2015

Plot	Variety!	Total	Counts	Average per Quadrat	Row Spacing	Heads per m ²	Lodging Score
1	Hindmarsh	4	60	0.07	25	0.3	7.5
2	La Trobe	2	60	0.03	25	0.1	8.5
3	Compass	5	60	0.08	25	0.3	6.5
4	Hindmarsh	3	60	0.05	25	0.2	8.0
5	Flinders	8	60	0.13	25	0.5	8.0
6	Scope	11	60	0.18	25	0.7	7.0
7	Hindmarsh	7	60	0.12	25	0.5	7.5
8	Fathom	7	60	0.12	25	0.5	7.0
9	Hindmarsh	7	60	0.12	25	0.5	8.0

Row Labels	Heads per m ²
La Trobe	0.1
Compass	0.3
Hindmarsh	0.4
Fathom	0.5
Flinders	0.5
Scope	0.7
Grand Total	0.4

Lodging Score—9: Erect, 5 : 45 degrees, 1 : Flat on Ground



PLATINUM SPONSORS



DIAMOND SPONSORS



Seed Company Sponsors: AGT, Adelaide Uni, Intergrain, Pacific Seeds, Canola Breeders WA, Nuseed, Seedmark, DuPont Pioneer, Bayer