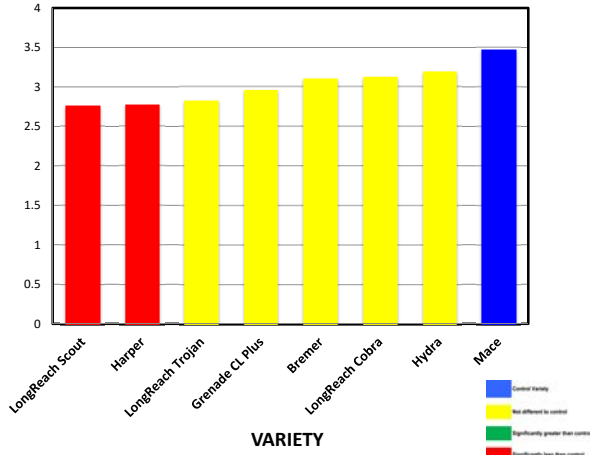
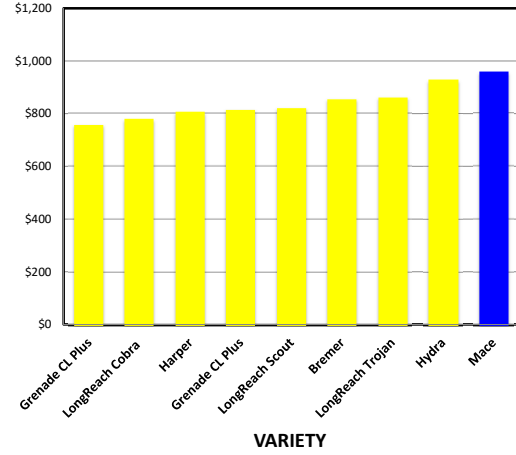


2015 SEPWA WHEAT Variety Trial
C. Foulds, Hopetoun
Yield × Variety



2015 SEPWA WHEAT Variety Trial
C. Foulds, Hopetoun
Variety × Farmanco Ranking



Variety	Maturity	Yield (t/ha)	% of Mace	Protein %	Gluten %	Starch %	Hect kg/ha	Screenings %	Falling Numbers	Grade	Farmanco Economic Ranking
Grenade CL Plus	Mid	2.758	79%	9.5	17.1	58.8	78	1.84	366	ASW1	\$758
LongReach Cobra	Early - Mid	3.056	88%	10.4	21.6	66.3	73	3.31	444	AGP1	\$779
Harper	Mid-late	2.778	80%	10.1	19.3	71.4	81	1.08	400	APW1	\$806
Grenade CL Plus	Mid	2.965	85%	9.5	17.1	58.8	78	1.84	366	ASW1	\$815
LongReach Scout	Mid	2.829	81%	10.2	19.0	77.1	83	0.98	380	APW1	\$820
Bremer	Mid	3.109	89%	9.7	16.8	56.8	79	1.24	414	ASW1	\$855
LongReach Trojan	Mid	3.131	90%	9.2	16.7	80.6	83	0.84	367	APW1	\$861
Hydra	Mid- Early	3.203	92%	10.0	18.9	59.3	78	1.90	397	APW1	\$929
Mace	Mid	3.476	100%	9.5	17.5	59.7	78	1.97	383	ASW1	\$956

Harper, Longreach Scout and Grenade CL Plus Some areas affected by waterlogging and ryegrass

Farmanco Economic Ranking

Site Mean (t/ha) 3.18
 Probability 0.116
 Least significant difference 5% 0.656 t/ha
 CV % 3.9

Site Mean (\$/ha) \$883
 Probability 0.369
 LSD 5% \$350
 CV % 10.7

Site Details

Soil Description: Sandy Loam
 Date Sown: Friday, May 22, 2015
 Date Harvested: Tuesday, November 24, 2015
 Seeding Rate: 80 kg/ha

Plot Dimensions

Length (m) 200
 Width (m) 12
 Plot Area (ha) 0.24
 Conversion Factor 4.2

Rainfall Data

Growing Season (mm) 344.8
 Site Yield (t/ha) 3.18
 kg/mm - Rainfall 9.2

Month	Rainfall (mm)	Cumulative Growing Season Rainfall
January	2.4	
February	12	
March	33.6	
April	22.6	22.6
May	41	63.6
June	85.6	149.2
July	68.6	217.8
August	47.8	265.6
September	45.8	311.4
October	33.4	344.8
November	48.6	
Total	441.4	

Station: S Redman, Hopetoun



PLATINUM SPONSORS

Rabobank



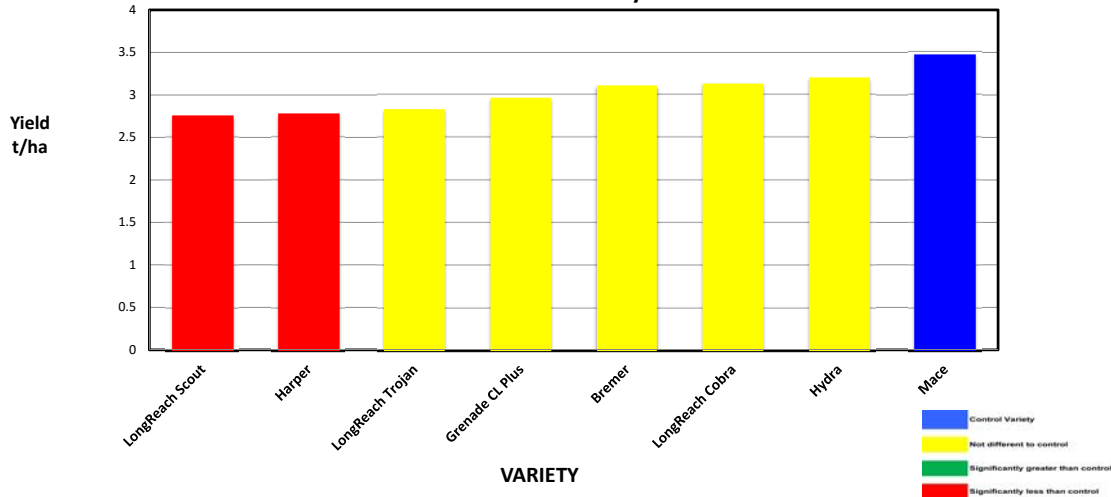
DIAMOND SPONSORS



Seed Company Sponsors: AGT, Adelaide Uni, Intergrain, Pacific Seeds, Canola Breeders WA, Nuseed, Seedmark, DuPont Pioneer, Bayer

2015 SEPWA WHEAT Variety Trial C. Foulds, Hopetoun

Yield × Variety



Variety	Maturity	Yield (t/ha)	% of Mace	Protein %	Gluten %	Starch %	Hect kg/hl	Screenings %	Falling Numbers	Grade
Grenade CL Plus	Mid	2.758	79%	9.5	17.1	58.8	78	1.84	366	ASW1
Harper	Mid- late	2.778	80%	10.1	19.3	71.4	81	1.08	400	APW1
LongReach Scout	Mid	2.829	81%	10.2	19.0	77.1	83	0.98	380	APW1
Grenade CL Plus	Mid	2.965	85%	9.5	17.1	58.8	78	1.84	366	ASW1
Bremer	Mid	3.109	89%	9.7	16.8	56.8	79	1.24	414	ASW1
LongReach Trojan	Mid	3.131	90%	9.2	16.7	80.6	83	0.84	367	ASW1
LongReach Cobra	Early - Mid	3.056	88%	10.4	21.6	66.3	73	3.31	444	AGP1
Hydra	Mid- Early	3.203	92%	10.0	18.9	59.3	78	1.90	397	APW1
Mace	Mid	3.476	100%	9.5	17.5	59.7	78	1.97	383	ASW1

Harper, Longreach Scout and Grenade CL Plus Some areas affected by waterlogging and ryegrass

Site Mean (t/ha) 3.180
 Probability 0.116
 Least significant difference 5% 0.656 t/ha
 CV % 3.9

Site Details

Soil Description: Sandy Loam
 Date Sown: Friday, May 22, 2015
 Date Harvested: Tuesday, November 24, 2015
 Seeding Rate: 80 kg/ha

Plot Dimensions

Length (m) 200
 Width (m) 12
 Plot Area (ha) 0.24
 Conversion Factor 4.2

Rainfall Data

Growing Season (mm) 344.8
 Site Yield (t/ha) 3.18
 kg/mm - Rainfall 9.2

RAINFALL 2014 (mm)	January	2.4	
	February	12	
	March	33.6	
	April	22.6	22.6
	May	41	63.6
	June	85.6	149.2
	July	68.6	217.8
	August	47.8	265.6
	September	45.8	311.4
	October	33.4	344.8
	November	48.6	
	Total	441.4	

Cumulative Growing Season Rainfall

Station: S Redman, Hopetoun



PLATINUM SPONSORS

Rabobank

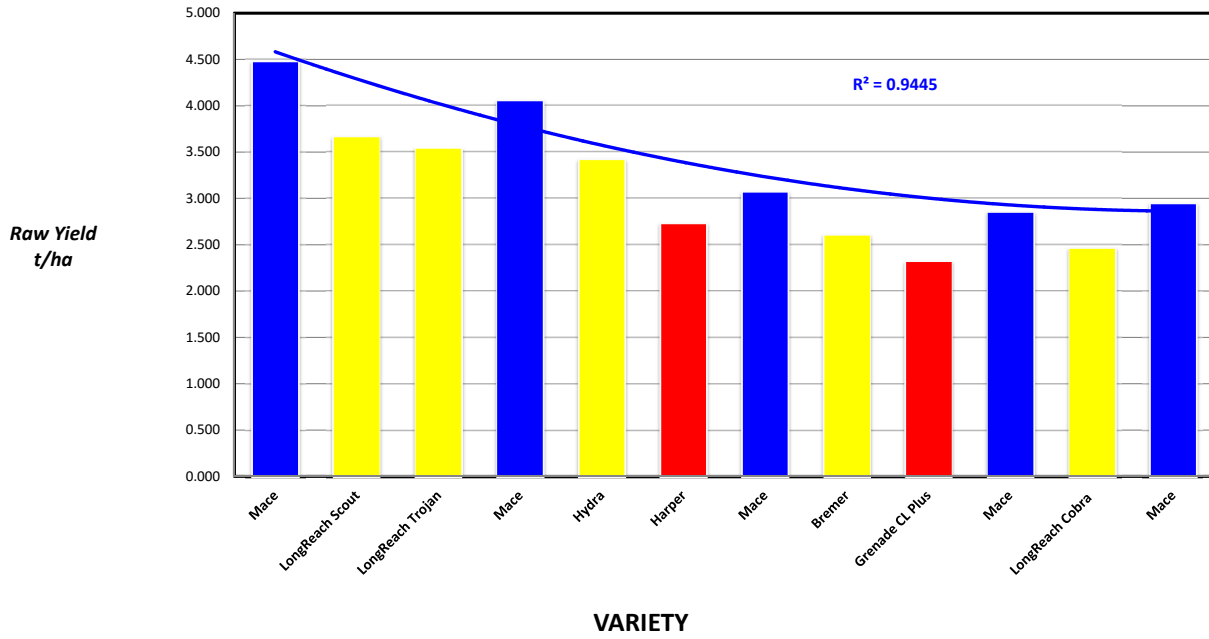


DIAMOND SPONSORS



Seed Company Sponsors: AGT, Adelaide Uni, Intergrain, Pacific Seeds, Canola Breeders WA, Nuseed, Seedmark, DuPont Pioneer, Bayer

2015 SEPWA WHEAT Variety Trial C. Foulds, Hopetoun



Plot	Variety!	Yield (t/ha)	% of Site Mean
1	Mace	4.479	141%
2	LongReach Scout	3.667	115%
3	LongReach Trojan	3.542	111%
4	Mace	4.050	127%
5	Hydra	3.417	107%
6	Harper	2.729	86%
7	Mace	3.071	97%
8	Bremer	2.613	82%
9	Grenade CL Plus	2.325	73%
10	Mace	2.850	90%
11	LongReach Cobra	2.467	78%
12	Mace	2.946	93%

Some areas affected by waterlogging and ryegrass

Some areas affected by waterlogging and ryegrass

Some areas affected by waterlogging and ryegrass

Site Details
 Soil Description: Sandy Loam
 Date Sown: Friday, May 22, 2015
 Date Harvested: Tuesday, November 24, 2015
 Seeding Rate: 80 kg/ha

Statistical Analysis
 Site Mean (t/ha) 3.18
 Probability 0.116
 Least significant difference 5% 0.656
 CV % 3.9
 R-squared value for I 0.9445

Plot Dimensions

Length (m) 200 Width (m) 12 Area (m2) 0.24 Conversion Factor 4.2



PLATINUM SPONSORS



DIAMOND SPONSORS



Seed Company Sponsors: AGT, Adelaide Uni, Intergrain, Pacific Seeds, Canola Breeders WA, Nuseed, Seedmark, DuPont Pioneer, Bayer