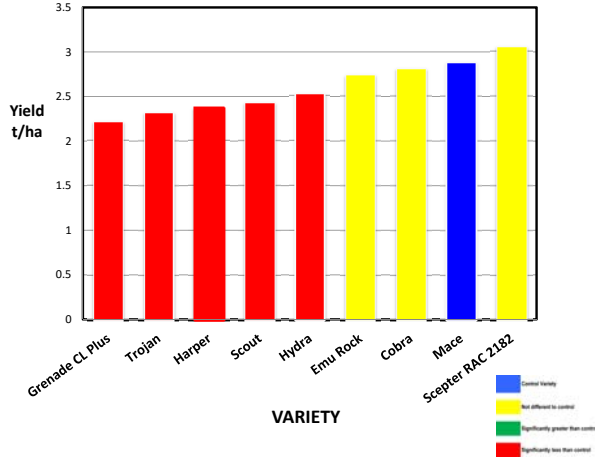
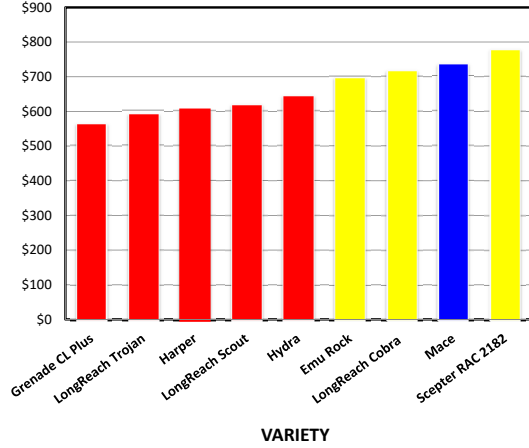


2015 SEPWA WHEAT Variety Trial
 Leon Bowman, Grass Patch
 Variety x Yield



2015 SEPWA WHEAT Variety Trial
 Leon Bowman, Grass Patch
 Variety x Farmanco Ranking



Variety	Maturity	Zadok Score (121 Days) 18th Sept	Yield (t/ha)	% of Mace	Protein %	Gluten %	Starch %	Hect kg/ha	Screenings %	Falling Numbers	Grade	Farmanco Economic Ranking
Grenade CL Plus	Mid	67	2.213	77%	8.8	16.2	49.4	76	6.0	293	AGP1	\$564
LongReach Trojan	Mid	58	2.322	81%	8.0	13.0	33.8	77	5.9	302	AGP1	\$592
Harper	Mid- late	60	2.374	82%	8.4	14.4	41.6	76	7.5	372	AGP1	\$605
LongReach Scout	Mid	62	2.433	84%	8.1	14.1	25.0	77	5.4	335	AGP1	\$620
Hydra	Mid- Early	68	2.528	88%	7.8	13.8	37.2	75	6.1	206	AGP1	\$645
Emu Rock	Early - Mid	73	2.739	95%	8.6	15.0	47.0	76	6.6	269	AGP1	\$698
LongReach Cobra	Early - Mid	73	2.816	98%	8.6	15.9	46.8	75	7.9	221	AGP1	\$718
Mace	Mid	70	2.883	100%	8.0	13.9	38.3	75	5.2	281	AGP1	\$735
Scepter RAC 2182	Mid	67	3.057	106%	7.9	13.4	39.7	76	8.2	361	AGP1	\$780

Some lodging in Harper and LongReach Scout

Site Mean (t/ha)	2.684
Probability	0.015
Least significant difference 5%	0.266
CV %	2.7

Zadok Scoring	Ear Emergence	Z 50 - 59
	Flowering	Z 60 - 69
	Grain Development - Milk	Z 70 - 79
	Grain Development - Dough	Z 80 - 89

Farmanco Economic Ranking	
Site Mean (\$/ha)	\$685
Probability	0.015
LSD 5%	\$68
CV %	2.7

Site Details

Soil Description: Duplex
 Date Sown: Wednesday, May 20, 2015
 Date Harvested: Sunday, December 13, 2015
 Seeding Rate: 60 kg/ha

Plot Dimensions

Length (m) 183
 Width (m) 12.8
 Plot Area (ha) 0.23
 Conversion Factor 4.27

Rainfall Data

Growing Season (mm) 279.4
 Site Yield (t/ha) 2.684
 kg/mm - Rainfall 9.61

Month	Rainfall 2015 (mm)		Cumulative Growing Season Rainfall
	mm	mm	
January	1		
February	0		
March	61.6		
April	37.6	37.6	
May	18.4	56	
June	54.8	110.8	
July	29.4	140.2	
August	81.6	221.8	
September	27.4	249.2	
October	30.2	279.4	
November	21.8		
December	9		
Total	372.8		

Station: Lort River

PLATINUM SPONSORS

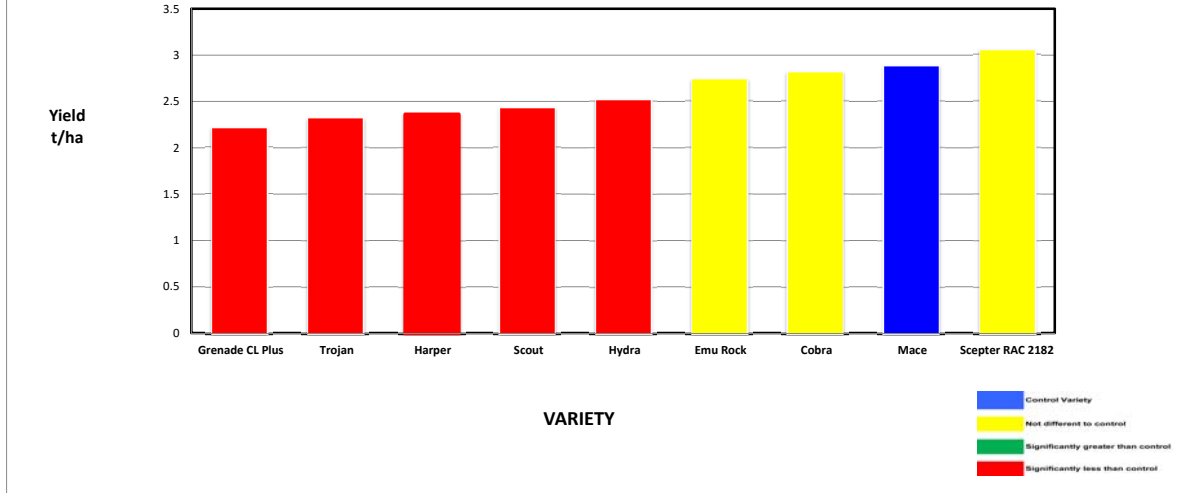


DIAMOND SPONSORS



Seed Company Sponsors: AGT, Adelaide Uni, Intergrain, Pacific Seeds, Canola Breeders WA, Nuseed, Seedmark, DuPont Pioneer, Bayer

2015 SEPWA WHEAT Variety Trial Leon Bowman, Grass Patch



Variety	Maturity	Zadok Score (121 Days) 18th Sept	Yield (t/ha)	% of Mace	Protein %	Gluten %	Starch %	Hect kg/ha	Screenings %	Falling Numbers	Grade
Grenade CL Plus	Mid	67	2.213	77%	8.8	16.2	49.4	76	6.0	293	AGP1
LongReach Trojan	Mid	58	2.322	81%	8.0	13.0	33.8	77	5.9	302	AGP1
Harper	Mid-late	60	2.374	82%	8.4	14.4	41.6	76	7.5	372	AGP1
LongReach Scout	Mid	62	2.433	84%	8.1	14.1	25.0	77	5.4	335	AGP1
Hydra	Mid- Early	68	2.528	88%	7.8	13.8	37.2	75	6.1	206	AGP1
Emu Rock	Early - Mid	73	2.739	95%	8.6	15.0	47.0	76	6.6	269	AGP1
LongReach Cobra	Early - Mid	73	2.816	98%	8.6	15.9	46.8	75	7.9	221	AGP1
Mace	Mid	70	2.883	100%	8.0	13.9	38.3	75	5.2	281	AGP1
Scepter RAC 2182	Mid	67	3.057	106%	7.9	13.4	39.7	76	8.2	361	AGP1

Some lodging in Harper and LongReach Scout

Site Mean (t/ha) 2.684
 Probability 0.015
 Least significant difference 5% 0.266
 CV % 2.7

Zadok Scoring	Ear Emergence	Z
	Flowering	Z 50 - 59
	Grain Development - Milk	Z 60 - 69
	Grain Development - Dough	Z 70 - 79
		Z 80 - 89

Site Details

Soil Description: Duplex
 Date Sown: Wednesday, May 20, 2015
 Date Harvested: Sunday, December 13, 2015
 Seeding Rate: 60 kg/ha

Plot Dimensions

Length (m) 183
 Width (m) 12.8
 Plot Area (ha) 0.23
 Conversion Factor 4.27

Rainfall Data

Growing Season (mm) 279.4
 Site Yield (t/ha) 2.684
 kg/mm - Rainfall 9.61

RAINFALL 2015 (mm)	January	1	
	February	0	
March	61.6		
April	37.6	37.6	Cumulative Growing Season Rainfall
May	18.4	56	
June	54.8	110.8	
July	29.4	140.2	
August	81.6	221.8	
September	27.4	249.2	
October	30.2	279.4	
November	21.8		
December	9		
Total	372.8		

Station: Lort River

PLATINUM SPONSORS

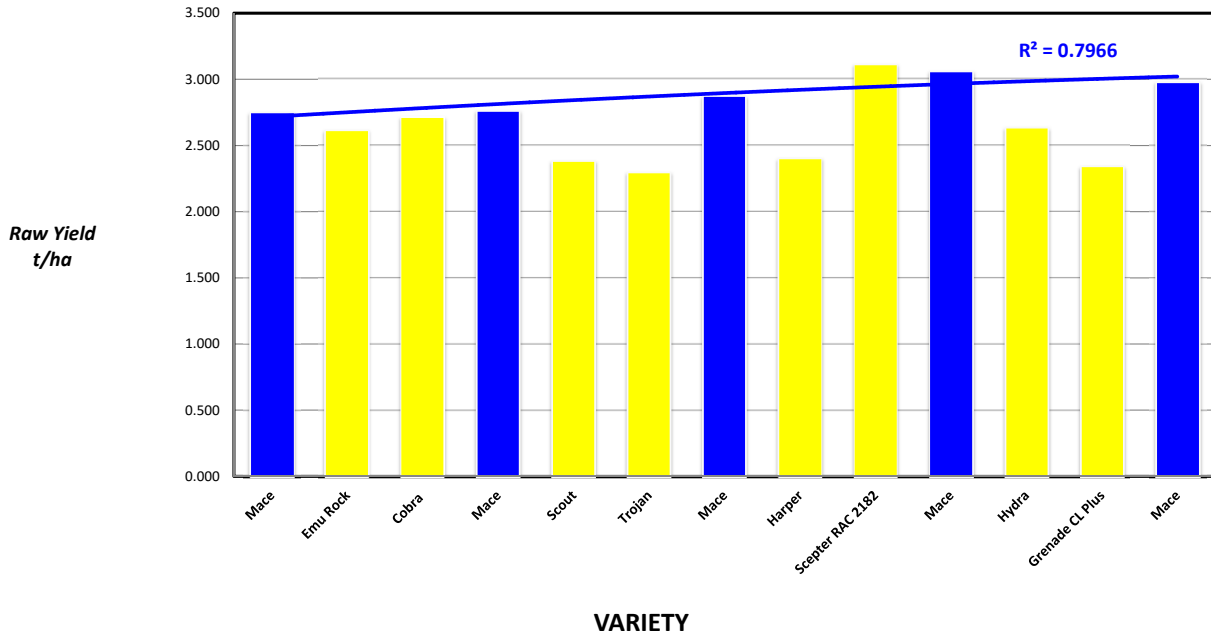


DIAMOND SPONSORS



Seed Company Sponsors: AGT, Adelaide Uni, Intergrain, Pacific Seeds, Canola Breeders WA, Nuseed, Seedmark, DuPont Pioneer, Bayer

2015 SEPWA WHEAT Variety Trial Leon Bowman, Grass Patch



Plot	Variety!	Yield (t/ha)	% of Site Mean
1	Mace	2.749	102%
2	Emu Rock	2.613	97%
3	Cobra	2.715	101%
4	Mace	2.758	103%
5	Scout	2.382	89%
6	Trojan	2.297	86%
7	Mace	2.869	107%
8	Harper	2.399	89%
9	Scepter RAC 2182	3.108	116%
10	Mace	3.057	114%
11	Hydra	2.630	98%
12	Grenade CL Plus	2.339	87%
13	Mace	2.980	111%



Site Details

Soil Description: Duplex
 Date Sown: Wednesday, May 20, 2015
 Date Harvested: Sunday, December 13, 2015
 Seeding Rate: 60 kg/ha

Plot Dimensions

Length (m)	Width (m)	Area (m2)	Conversion Factor
183	12.8	0.23424	4.3

Statistical Analysis

Site Mean (t/ha)	2.684
Probability	0.015
Least significant difference 5%	0.2664
CV %	2.7
<i>R-squared value for Mace</i>	<i>0.7966</i>



PLATINUM SPONSORS



DIAMOND SPONSORS



Seed Company Sponsors: AGT, Adelaide Uni, Intergrain, Pacific Seeds, Canola Breeders WA, Nuseed, Seedmark, DuPont Pioneer, Bayer