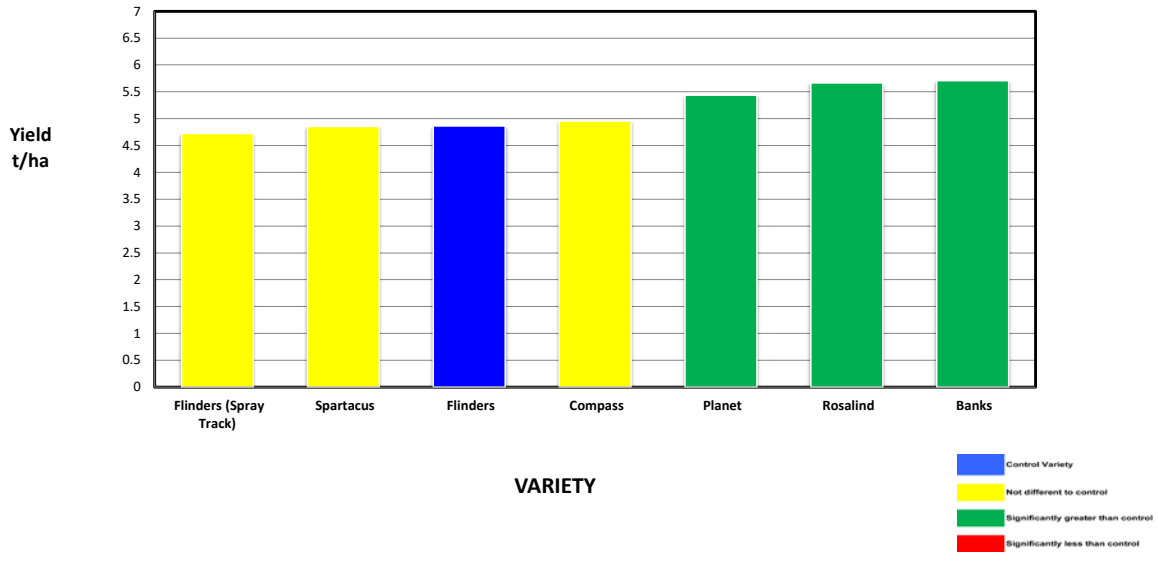


2018 SEPWA BARLEY Variety Trial A Stewart, Wittenoom Hills



Variety	Maturity	Yield (t/ha)	% of Flinders (ST)	Protein %	Colour	Hect kg/hl	Screenings %	Grade
Flinders (Spray Track)	Mid-late maturing	4.724	100%	9.7	57	64	5.1	Malt2
Spartacus	Early Season	4.854	103%	9.5	56	65	5.6	Malt1
Flinders	Mid-late maturing	4.865	103%	9.6	57	65	5.5	Malt1
Compass	Mid-season	4.958	105%	8.6	57	63	4.5	BFED1
RGT Planet***	Mid-season	5.438	115%	9.1	56	63	6.5	Malt2
Rosalind	Mid-season	5.667	120%	8.4	56	63	4.9	BFED1
Banks***	Mid-late maturing	5.708	121%	8.0	56	62	6.2	BFED1

*** denotes under Malt evaluation

Site Mean (t/ha) 5.023
 Probability 0.001
 Least significant difference 5% 0.2403
 CV % 1.5

Site Details

Soil Description: Sandy Loam
 Date Sown: Monday, 14 May 2018
 Date Harvested: Sunday, 2 December 2018
 Seeding Rate: 78 kg/ha

Plot Dimensions

Length (m) 200
 Width (m) 12
 Plot Area (ha) 0.24
 Conversion Factor 4.17

Rainfall Data

Growing Season (mm) 238.6
 Site Yield (t/ha) 5.023
 kg/mm - Rainfall 21.05



RAINFALL 2018 (mm)	January	3.8	
	February	134.8	
	March	11.2	
	April	9	9
	May	11.8	20.8
	June	28	48.8
	July	18.8	67.6
	August	116.2	183.8
	September	19.2	203
	October	35.6	238.6
	November	46	
	Total	434.4	

Cumulative Growing Season Rainfall

Station: DAFWA Mt Burdett



PLATINUM SPONSORS

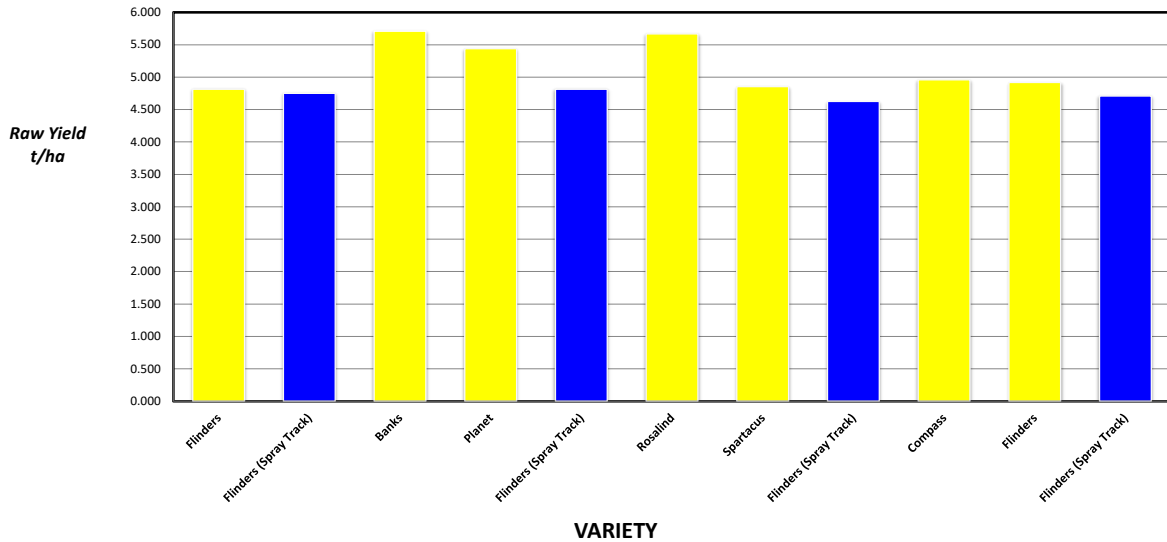


DIAMOND SPONSORS



Seed Company Sponsors: AGT, Intergrain, Nuseed, SeedNet, DuPont Pioneer, Bayer

2018 SEPWA BARLEY Variety Trial A Stewart, Wittenoom Hills



Plot	Variety!	Yield (t/ha)	% of Site Mean
1	Flinders	4.813	96%
2	Flinders (Spray Track)	4.750	95%
3	Banks	5.708	114%
4	Planet	5.438	108%
5	Flinders (Spray Track)	4.813	96%
6	Rosalind	5.667	113%
7	Spartacus	4.854	97%
8	Flinders (Spray Track)	4.625	92%
9	Compass	4.958	99%
10	Flinders	4.917	98%
11	Flinders (Spray Track)	4.708	94%



Site Details

Soil Description: Sandy Loam
 Date Sown: Monday, 14 May 2018
 Date Harvested: Sunday, 2 December 2018
 Seeding Rate: 78 kg/ha

Plot Dimensions

Length (m) 200 Width (m) 12 Area (m2) 0.24 Conversion Factor 4.17

Statistical Analysis

Site Mean (t/ha) 5.023
 Probability 0.001
 Least significant difference 5% 0.240
 CV % 1.5

PLATINUM SPONSORS



DIAMOND SPONSORS



Seed Company Sponsors: AGT, Intergrain, Nuseed, SeedNet, DuPont Pioneer, Bayer

HARVEST DATA - SEPWA Barley Variety Trial - A Stewart Wittenoom Hills Harvested - 2nd December, 2018

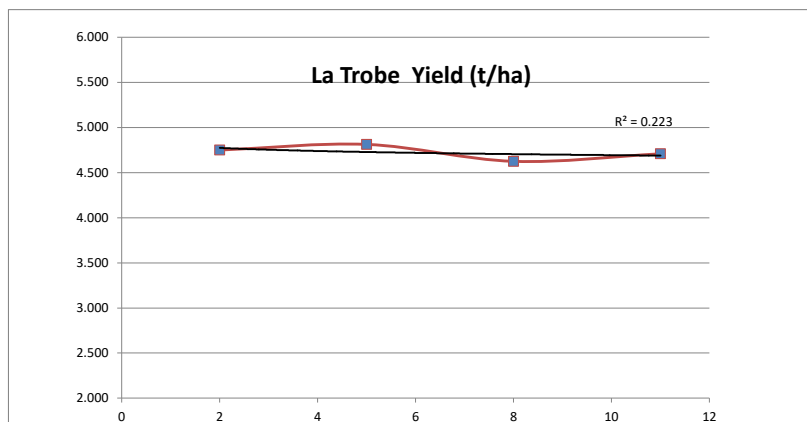
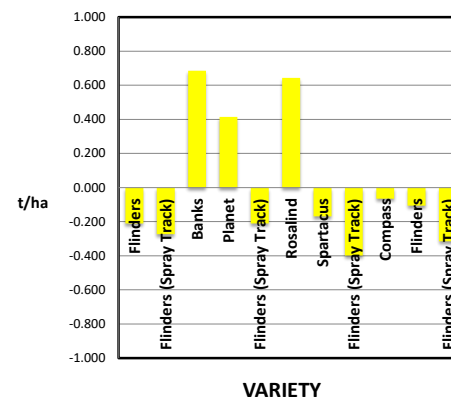


Plot	Variety!	Plot Length	Plot Width	Area (ha)	Weight (kgs)	Yield (t/ha)	Plot 2	% of Site Mean
1	Flinders	200	12	0.24	1155	4.813	1	96%
2	Flinders (Spray Track)	200	12	0.24	1140	4.750	4	95%
3	Banks	200	12	0.24	1370	5.708	9	114%
4	Planet	200	12	0.24	1305	5.438	16	108%
5	Flinders (Spray Track)	200	12	0.24	1155	4.813	25	96%
6	Rosalind	200	12	0.24	1360	5.667	36	113%
7	Spartacus	200	12	0.24	1165	4.854	49	97%
8	Flinders (Spray Track)	200	12	0.24	1110	4.625	64	92%
9	Compass	200	12	0.24	1190	4.958	81	99%
10	Flinders	200	12	0.24	1180	4.917	100	98%
11	Flinders (Spray Track)	200	12	0.24	1130	4.708	121	94%

Average of Yield (t/ha)	
Variety!	Total
Flinders (Spray Track)	4.724
Spartacus	4.854
Flinders	4.865
Compass	4.958
Planet	5.438
Rosalind	5.667
Banks	5.708
Grand Total	5.023

Plot	Variety!	Plot Length	Plot Width	Area (ha)	Weight (kgs)	Yield (t/ha)	Plot 2	% of Site Mean
2	Flinders (Spray Track)	200	12	0.24	1140	4.750	4	95%
5	Flinders (Spray Track)	200	12	0.24	1155	4.813	25	96%
8	Flinders (Spray Track)	200	12	0.24	1110	4.625	64	92%
11	Flinders (Spray Track)	200	12	0.24	1130	4.708	121	94%

**2018 SEPWA BARLEY Variety Trial
Variety comparison to Site Mean (t/ha)
A Stewart - Wittenoom Hills**



PLATINUM SPONSORS



DIAMOND SPONSORS



Seed Company Sponsors: AGT, Intergrain, Nuseed, SeedNet, DuPont Pioneer, Bayer