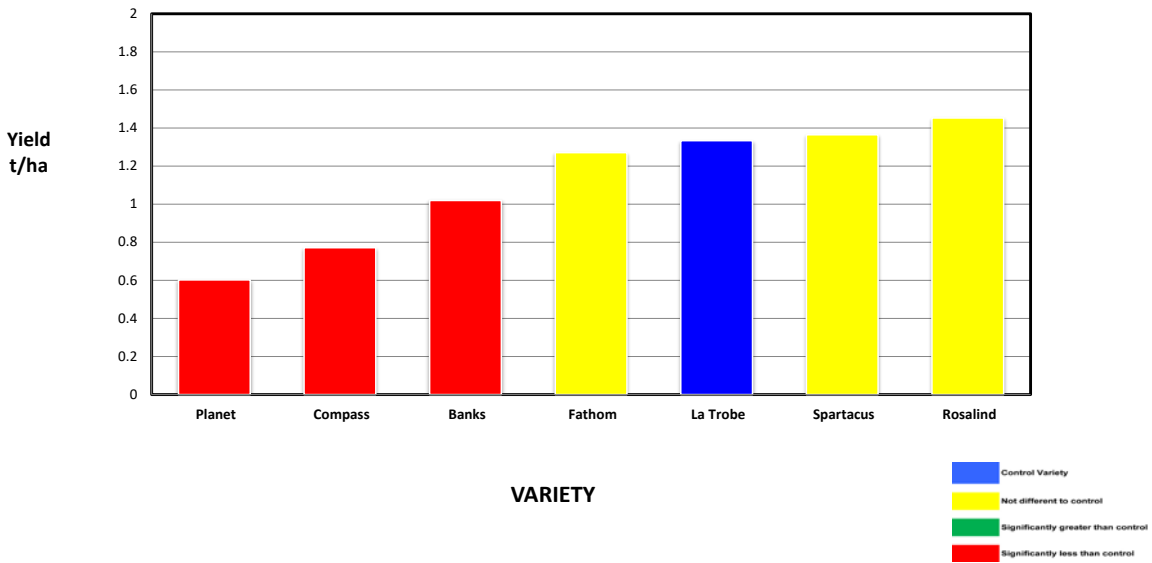


## 2018 SEPWA BARLEY Variety Trial S Pickering Cascade



Variety	Maturity	Yield (t/ha)	% of La Trobe	Protein %	Colour	Hect kg/hl	Screenings %	Grade
RGT Planet***	Mid-season	0.602	45%	14.4	56	75	29.0	BFED1
Compass	Mid-season	0.771	58%	15.0	57	67	24.3	BFED1
Banks***	Mid-late maturing	1.019	76%	13.9	57	67	26.4	BFED1
Fathom	Early Season	1.270	95%	14.8	56	67	13.2	BFED1
<b>La Trobe</b>	<b>Early - Mid season</b>	<b>1.333</b>	<b>100%</b>	<b>14.7</b>	<b>56</b>	<b>67</b>	<b>18.9</b>	<b>BFED1</b>
Spartacus	Early Season	1.364	102%	14.1	57	68	16.6	BFED1
Rosalind	Mid-season	1.452	109%	14.0	57	68	23.1	BFED1

\*\*\* denotes under Malt evaluation

Site Mean (t/ha) 1.181  
 Probability 0.01  
 Least significant difference 5% 0.181  
 CV % 2.9

### Site Details

Soil Description: Heavy Clay Loam  
 Date Sown: Tuesday, 12 June 2018  
 Date Harvested: Tuesday, 27 November 2018  
 Seeding Rate: 70 kg/ha

### Plot Dimensions

Length (m) 228  
 Width (m) 10  
 Plot Area (ha) 0.23  
 Conversion Factor 4.39

### Rainfall Data

Growing Season (mm) 162.6  
 Site Yield (t/ha) 1.181  
 kg/mm - Rainfall 7.26

RAINFALL 2017 ( mm )	January	6.6	
	February	94.4	
	March	8	
	April	0	0
	May	7	7
	June	14.4	21.4
	July	20.8	42.2
	August	79.8	122
	September	11.6	133.6
	October	29	162.6
	November	26	
	Total	297.6	

Cumulative Growing Season Rainfall

Station: DAFWA Cascade



### PLATINUM SPONSORS

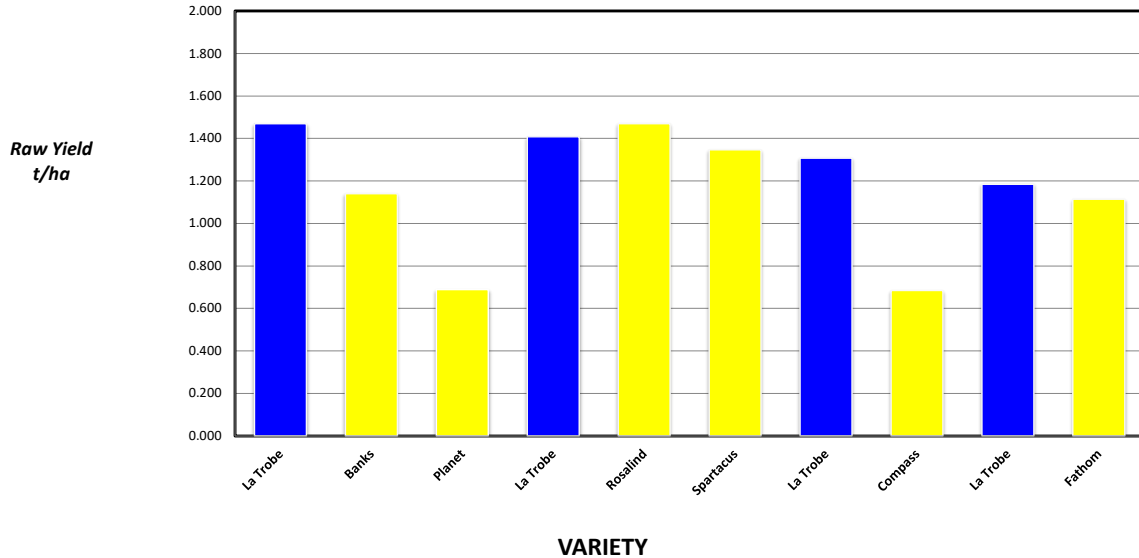


### DIAMOND SPONSORS



Seed Company Sponsors: AGT, Intergrain, Nuseed, SeedNet, DuPont Pioneer, Bayer

**2018 SEPWA BARLEY Variety Trial  
 S Pickering, Cascade**



Plot	Variety!	Yield (t/ha)	% of Site Mean
1	La Trobe	1.469	124%
2	Banks	1.140	96%
3	Planet	0.689	58%
4	La Trobe	1.408	118%
5	Rosalind	1.469	124%
6	Spartacus	1.346	113%
7	La Trobe	1.307	110%
8	Compass	0.684	58%
9	La Trobe	1.184	100%
10	Fathom	1.114	94%

Variable soil type across trials site



**Site Details**

**Soil Description:** Heavy Clay Loam  
**Date Sown:** Tuesday, 12 June 2018  
**Date Harvested:** Tuesday, 27 November 2018  
**Seeding Rate:** 70 kg/ha

**Statistical Analysis**

**Site Mean (t/ha)** 1.181  
**Probability** 0.01  
**Least significant difference 5%** 0.181  
**CV %** 2.9

**Plot Dimensions**

**Length (m)** 228      **Width (m)** 10      **Area (m2)** 0.23      **Conversion Factor** 4.39



**PLATINUM SPONSORS**



**DIAMOND SPONSORS**



**Seed Company Sponsors: AGT, Intergrain, Nuseed, SeedNet, DuPont Pioneer, Bayer**

## HARVEST DATA - SEPWA Barley Variety Trial - S Pickering Cascade Harvested - 27th November 2018

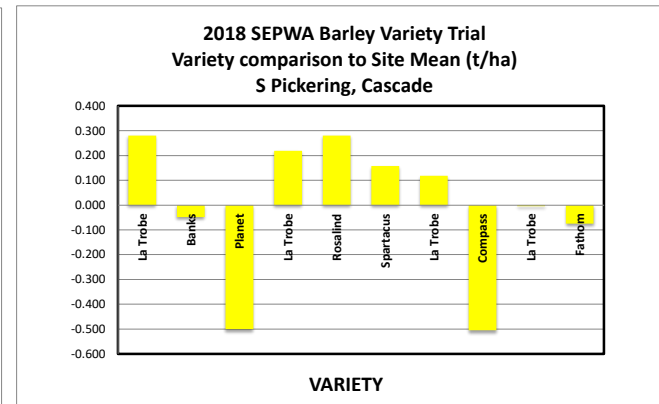
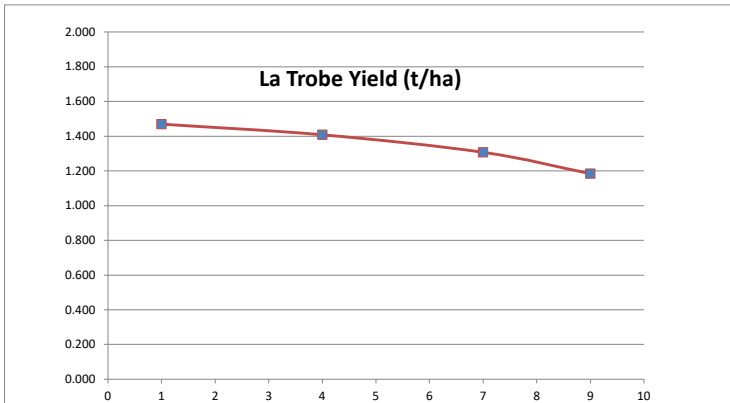


Plot	Variety!	Plot Length	Plot Width	Area (ha)	Weight (kgs)	Yield (t/ha)	Plot 2	% of Site Mean
1	La Trobe	228	10	0.228	335	1.469	1	124%
2	Banks	228	10	0.228	260	1.140	4	96%
3	Planet	228	10	0.228	157	0.689	9	58%
4	La Trobe	228	10	0.228	321	1.408	16	118%
5	Rosalind	228	10	0.228	335	1.469	25	124%
6	Spartacus	228	10	0.228	307	1.346	36	113%
7	La Trobe	228	10	0.228	298	1.307	49	110%
8	Compass	228	10	0.228	156	0.684	64	58%
9	La Trobe	228	10	0.228	270	1.184	81	100%
10	Fathom	228	10	0.228	254	1.114	100	94%

*Variable soil type across trials site*

Average of Yield (t/ha)	
Variety!	Total
Compass	0.684
Planet	0.689
Banks	1.140
La Trobe	1.342
Spartacus	1.346
Rosalind	1.469
Grand Total	1.189

Plot	Variety!	Plot Length	Plot Width	Area (ha)	Weight (kgs)	Yield (t/ha)	Plot 2	% of Site Mean
1	La Trobe	228	10	0.228	335	1.469	1	124%
4	La Trobe	228	10	0.228	321	1.408	16	118%
7	La Trobe	228	10	0.228	298	1.307	49	110%
9	La Trobe	228	10	0.228	270	1.184	81	100%



**PLATINUM SPONSORS**



**DIAMOND SPONSORS**



**Seed Company Sponsors: AGT, Intergrain, Nuseed, SeedNet, DuPont Pioneer, Bayer**