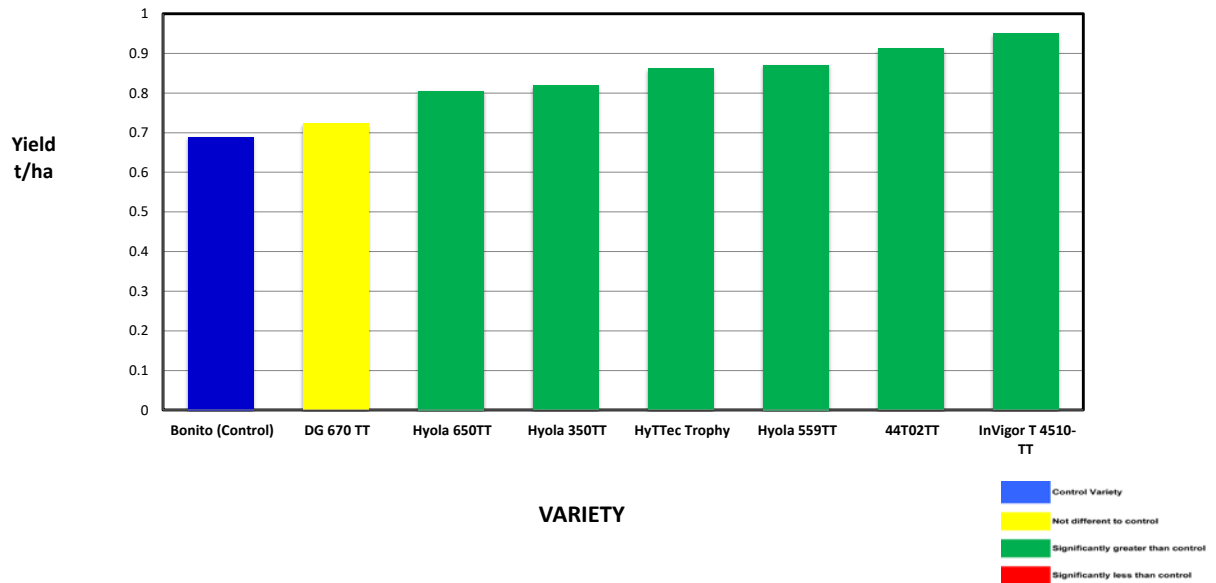


**2018 SEPWA Canola Variety Trial  
 Triazine Tolerant  
 G Perks, Grass Patch**



Variety	Triat	Maturity	Yield (t/ha)	% of Bonito	Protein %	Oil %
<b>Bonito (Control)</b>	<b>Triazine, Open</b>	<b>Early - Early Mid</b>	<b>0.690</b>	<b>100%</b>	<b>21.4</b>	<b>44.8</b>
DG 670 TT	Triazine, Hybrid	Mid- long season	0.724	105%	22.1	44.9
Hyola 650TT	Triazine, Hybrid	Mid- long season	0.806	117%	22.4	47.2
Hyola 350TT	Triazine, Hybrid	Early	0.820	119%	23.3	46.7
HyTTec Trophy	Triazine, Hybrid	Early - Mid	0.863	125%	22.1	45.0
Hyola 559TT	Triazine, Hybrid	Mid - Early	0.871	126%	22.6	46.7
44T02TT	Triazine, Hybrid	Early - Mid	0.913	132%	22.4	45.6
InVigor T 4510- TT	Triazine, Hybrid	Early - Mid	0.950	138%	22.3	44.3

*Yield, Protein and Oil adjusted for moisture - average moisture 7.2%*

Site Mean (t/ha) 0.764  
 Probability 0.001  
 Least significant difference 5% 0.074  
 CV % 3.4

**Site Details**

Soil Description: Sandy Loam  
 Date Sown: Tuesday, 24 April 2018  
 Harvest Date: Friday, 9 November 2018  
 Seeding Rate: 3.0 kg/ha

**Plot Dimensions**

Length (m) 300  
 Width (m) 12  
 Plot Area (ha) 0.36  
 Conversion Factor 2.78

**Rainfall Data**

Growing Season (mm) 141.6  
 Site Yield (t/ha) 0.7641  
 kg/mm - Rainfall 5.4

RAINFALL 2018 ( mm )	January	2.8	
	February	170	
	March	15	
	April	0.6	0.6
	May	8.6	9.2
	June	24.8	34
	July	9.6	43.6
	August	61.8	105.4
	September	19.2	124.6
	October	17	141.6
	November	10.8	
	Total	340.2	

Cumulative Growing Season Rainfall

Station: DAFWA Grass patch

**PLATINUM SPONSORS**

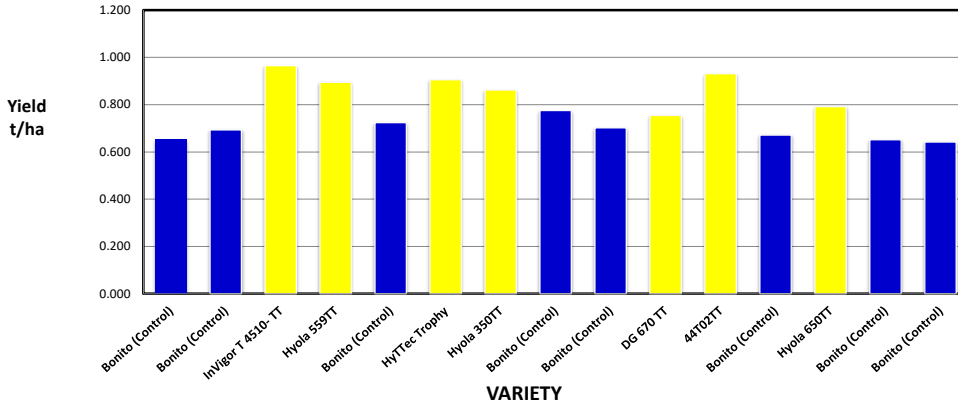


**DIAMOND SPONSORS**




**Seed Company Sponsors: AGT, Intergrain, Nuseed, SeedNet, DuPont Pioneer, Bayer**

**2016 SEPWA Canola Variety Trial  
 Triazine  
 G Perks, Grass Patch**



Plot	Variety!	Yield (t/ha)	% of Site Mean
1	Bonito (Control)	0.653	84%
2	Bonito (Control)	0.693	90%
3	InVigor T 4510- TT	0.965	125%
4	Hyola 559TT	0.894	116%
5	Bonito (Control)	0.724	93%
6	HyTTec Trophy	0.906	117%
7	Hyola 350TT	0.862	111%
8	Bonito (Control)	0.775	100%
9	Bonito (Control)	0.702	91%
10	DG 670 TT	0.754	97%
11	44T02TT	0.931	120%
12	Bonito (Control)	0.671	87%
13	Hyola 650TT	0.792	102%
14	Bonito (Control)	0.651	84%
15	Bonito (Control)	0.642	83%



**Soil Description:** Sandy Loam  
**Date Sown:** Tuesday, 24 April 2018  
**Harvest Date:** Friday, 9 November 2018  
**Seeding Rate:** 3.0 kg/ha

**Site Mean (t/ha)** 0.774  
**Probability** 0.001  
**Least significant difference 5%** 0.101  
**CV %** 3.4

**Plot Dimensions**

Length (m)	Width (m)	Area (m2)	Conversion Factor	
300	12	0.36	2.78	South
190	12	0.23	4.39	North



**PLATINUM SPONSORS**



**DIAMOND SPONSORS**



**Seed Company Sponsors:** AGT, Intergrain, Nuseed, SeedNet, DuPont Pioneer, Bayer

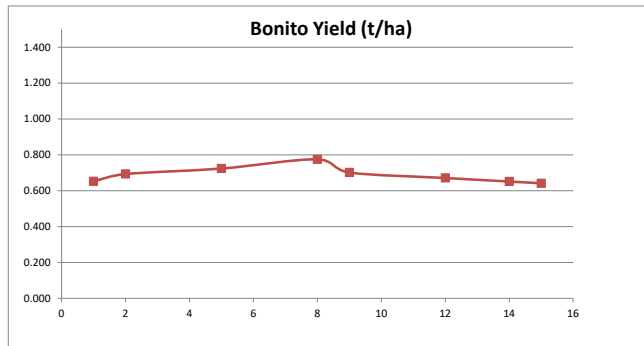
## HARVEST DATA - SEPWA - Canola (Triazine) - G Perks, Grass Patch

### Harvest date - 9th November 2018

Plot	Variety!	Plot Length	Plot Width	Area (ha)	Weight (kgs)	Yield (t/ha)	Plot 2	% of Site Mean
1	Bonito (Control)	300	12	0.36	235	0.653	1	84%
2	Bonito (Control)	190	12	0.228	158	0.693	4	90%
3	InVigor T 4510- TT	190	12	0.228	220	0.965	9	125%
4	Hyola 559TT	300	12	0.36	322	0.894	16	116%
5	Bonito (Control)	190	12	0.228	165	0.724	25	93%
6	HyTTec Trophy	300	12	0.36	326	0.906	36	117%
7	Hyola 350TT	190	12	0.228	196.5	0.862	49	111%
8	Bonito (Control)	300	12	0.36	279	0.775	64	100%
9	Bonito (Control)	190	12	0.228	160	0.702	81	91%
10	DG 670 TT	190	12	0.228	172	0.754	100	97%
11	44T02TT	300	12	0.36	335	0.931	121	120%
12	Bonito (Control)	190	12	0.228	153	0.671	144	87%
13	Hyola 650TT	300	12	0.36	285	0.792	169	102%
14	Bonito (Control)	190	12	0.228	148.5	0.651	196	84%
15	Bonito (Control)	300	12	0.36	231	0.642	225	83%

Average of Yield (t/ha)	
Variety!	Total
Bonito (Control)	0.69
DG 670 TT	0.75
Hyola 650TT	0.79
Hyola 350TT	0.86
Hyola 559TT	0.89
HyTTec Trophy	0.91
44T02TT	0.93
InVigor T 4510- TT	0.96
Grand Total	0.77

Plot	Variety!	Plot Length	Plot Width	Area (ha)	Weight (kgs)	Yield (t/ha)	Plot 2	% of Site Mean
1	Bonito (Control)	300	12	0.36	235	0.653	1	84%
2	Bonito (Control)	190	12	0.228	158	0.693	4	90%
5	Bonito (Control)	190	12	0.228	165	0.724	25	93%
8	Bonito (Control)	300	12	0.36	279	0.775	64	100%
9	Bonito (Control)	190	12	0.228	160	0.702	81	91%
12	Bonito (Control)	190	12	0.228	153	0.671	144	87%
14	Bonito (Control)	190	12	0.228	148.5	0.651	196	84%
15	Bonito (Control)	300	12	0.36	231	0.642	225	83%



**PLATINUM SPONSORS**



**DIAMOND SPONSORS**



**Seed Company Sponsors: AGT, Intergrain, Nuseed, SeedNet, DuPont Pioneer, Bayer**