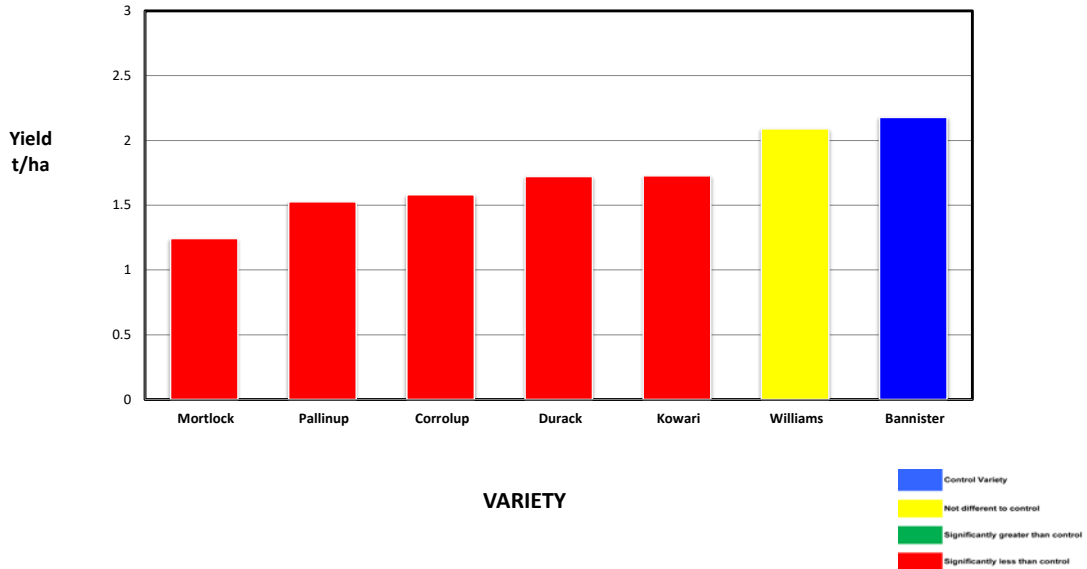


2018 SEPWA Oat Variety Trial C & AL Newman , Varley



Variety	Maturity	Purpose	Yield (t/ha)	% of Bannister	Protein %	Hect kg/hl	Screenings %	Grade
Mortlock	Mid-season	Fed Variety	1.243	57%	9.9	52	1.8	FED
Pallinup	Mid-season	Fed Variety	1.527	70%	8.7	48	1.4	FED
Corrolup	Early-mid maturity	Dual Purpose	1.581	73%	9.3	52	2.1	OAT 1
Durack	Early Maturity	Milling variety	1.722	79%	10.4	51	2.4	OAT 1
Kowari	Mid-season	Milling variety	1.727	79%	10.0	50	2.0	OAT 2
Williams	Early-mid maturity	Milling variety	2.090	96%	9.3	50	1.5	OAT 2
Bannister	Mid-season	Milling variety	2.178	100%	8.6	49	1.5	OAT 2

Site Mean (t/ha)	1.86	OAT 1	Min kg/hl	51	Screenings	less than 10%
Probability	0.037	OAT 2	Min kg/hl	49	Screenings	less than 10%
Least significant difference 5%	0.416					
CV %	4.4					

Site Details

Soil Description: Sand over Clay
 Date Sown: Saturday, 5 May 2018
 Date Harvested: Monday, 10 December 2018
 Seeding Rate: 67 kg/ha

Plot Dimensions

Length (m) 200
 Width (m) 18.0
 Plot Area (ha) 0.36
 Conversion Factor 2.78

Rainfall Data

Growing Season (mm) 176.2
 Site Yield (t/ha) 1.86
 kg/mm - Rainfall 10.56

RAINFALL 2018 (mm)	January	6	
	February	69.5	
	March	6.5	
	April	13.5	13.5
	May	11	24.5
	June	39.5	64
	July	35.2	99.2
	August	56	155.2
	September	7	162.2
	October	14	176.2
	November	18	
	December	2.5	
	Total	278.7	

Cumulative Growing Season Rainfall

Station: C & AL Newman



Rabobank

PLATINUM SPONSORS

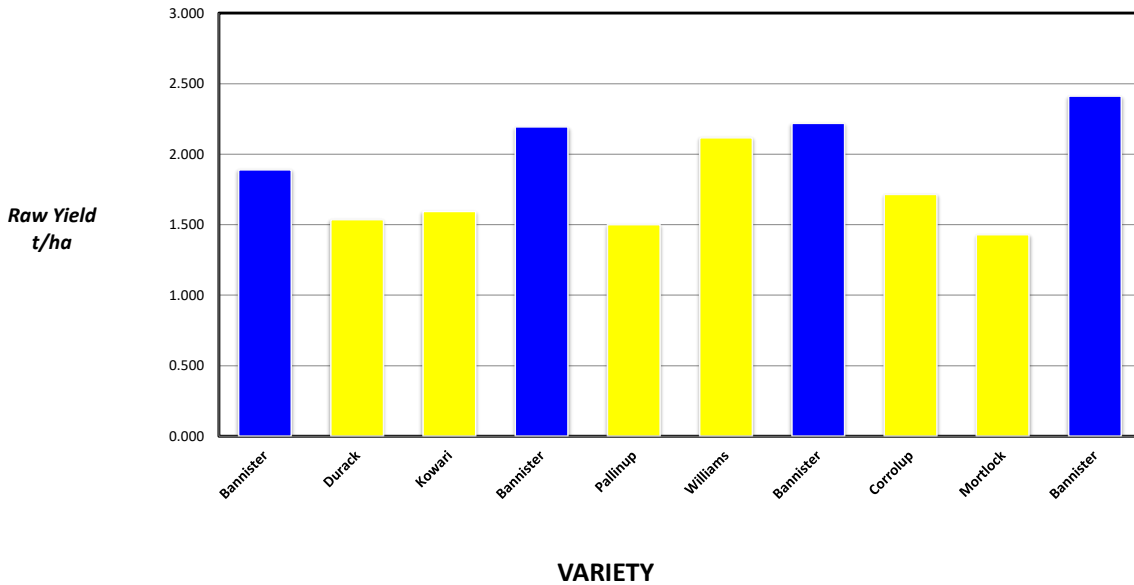


DIAMOND SPONSORS



Seed Company Sponsors: AGT, Intergrain, Pacific Seeds, SeedNet, Nuseed, DuPont Pioneer, Bayer

2018 SEPWA Oat Variety Trial C & AL Newman , Varley



Plot	Variety!	Yield (t/ha)	% of Site Mean
1	Bannister	1.889	102%
2	Durack	1.536	83%
3	Kowari	1.594	86%
4	Bannister	2.194	118%
5	Pallinup	1.500	81%
6	Williams	2.116	114%
7	Bannister	2.219	119%
8	Corrolup	1.714	92%
9	Mortlock	1.429	77%
10	Bannister	2.412	130%



Soil Description:
Date Sown:
Date Harvested
Seeding Rate:

Site Details
 Sand over Clay
 Saturday, 5 May 2018
 Monday, 10 December 2018
 67 kg/ha

Statistical Analysis
 Site Mean (t/ha) 1.86
 Probability 0.037
 Least significant difference 5% 0.416
 CV % 4.4

Plot Dimensions

Length (m) 200 Width (m) 18 Area (m2) 0.36 Conversion Factor 2.78



PLATINUM SPONSORS



DIAMOND SPONSORS



Seed Company Sponsors: AGT, Intergrain, Pacific Seeds, SeedNet, Nuseed, DuPont Pioneer, Bayer

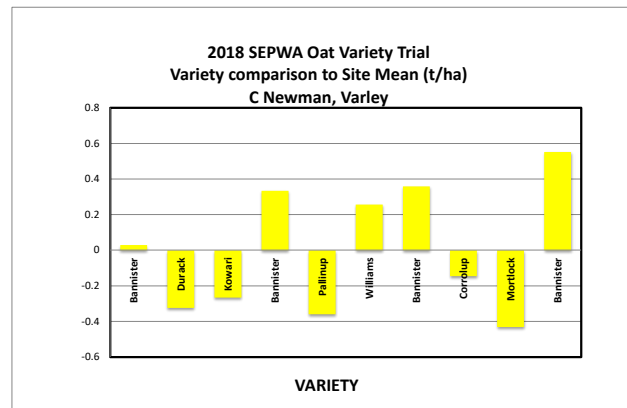
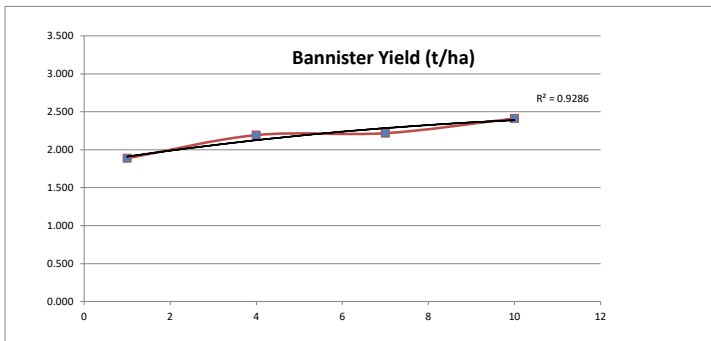
2018 HARVEST DATA - SEPWA Oat Variety Trial - C & AL Newman , Varley Harvested 10th December 2018



Plot	Variety!	Plot Length	Plot Width	Area (ha)	Weight (kgs)	Yield (t/ha)	Plot 2	% of Site Mean
1	Bannister	200	18	0.36	680	1.889	1	102%
2	Durack	200	18	0.36	553	1.536	4	83%
3	Kowari	200	18	0.36	574	1.594	9	86%
4	Bannister	200	18	0.36	790	2.194	16	118%
5	Pallinup	200	18	0.36	540	1.500	25	81%
6	Williams	200	18	0.36	762	2.116	36	114%
7	Bannister	200	18	0.36	799	2.219	49	119%
8	Corrolup	200	18	0.36	617	1.714	64	92%
9	Mortlock	200	18	0.36	514	1.429	81	77%
10	Bannister	200	18	0.36	868	2.412	100	130%

Average of Yield (t/ha)	
Variety!	Total
Mortlock	1.429
Pallinup	1.500
Durack	1.536
Kowari	1.594
Corrolup	1.714
Williams	2.116
Bannister	2.178
Average of Yield (t/ha)	1.860

Plot	Variety!	Plot Length	Plot Width	Area (ha)	Weight (kgs)	Yield (t/ha)	Plot 2	% of Site Mean
1	Bannister	200	18	0.36	680	1.889	1	102%
4	Bannister	200	18	0.36	790	2.194	16	118%
7	Bannister	200	18	0.36	799	2.219	49	119%
10	Bannister	200	18	0.36	868	2.412	100	130%



PLATINUM SPONSORS



DIAMOND SPONSORS



Seed Company Sponsors: AGT, Intergrain, Pacific Seeds, SeedNet, Nuseed, DuPont Pioneer, Bayer