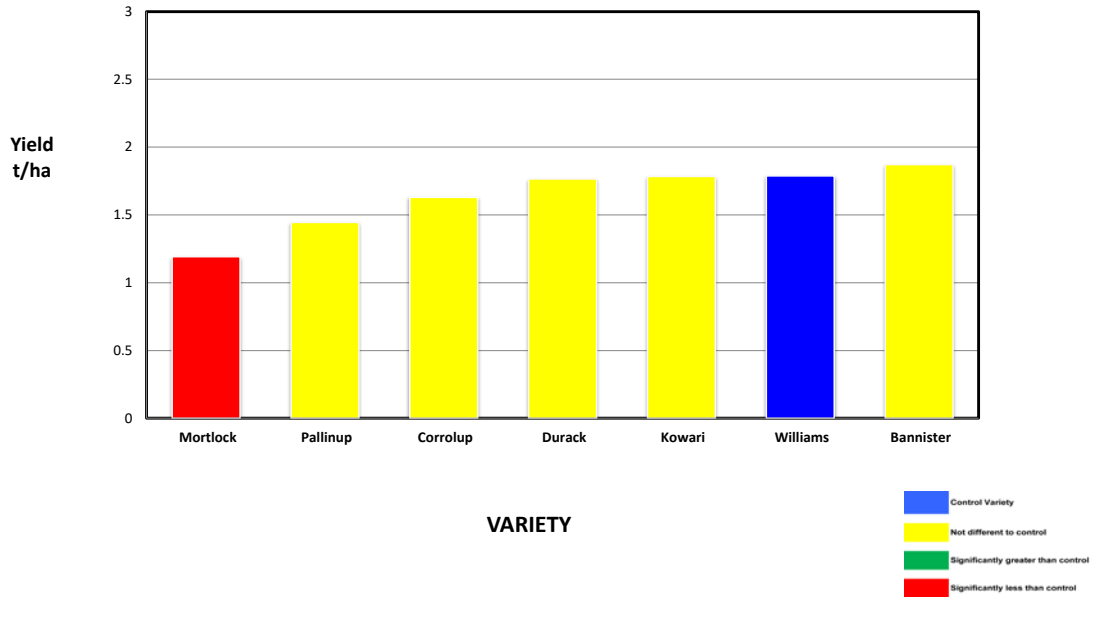


2018 SEPWA Oat Variety Trial G Sanderson, Grass Patch



Variety	Maturity	Purpose	Yield (t/ha)	% of Williams	Protein %	Hect kg/ha	Screenings %	Grade
Mortlock	Mid-season	Fed Variety	1.192	67%	10.3	49	14	FED
Pallinup	Mid-season	Fed Variety	1.445	81%	10.6	49	9	FED
Corrolup	Early-mid maturity	Dual Purpose	1.630	91%	10.2	50	12	FED
Durack	Early Maturity	Milling variety	1.765	99%	11.1	52	11	FED
Kowari	Mid-season	Milling variety	1.784	100%	10.7	49	13	FED
Williams	Early-mid maturity	Milling variety	1.788	100%	10.9	49	15	FED
Bannister	Mid-season	Milling variety	1.871	105%	10.2	48	11	FED

Site Mean (t/ha)	1.693	OAT 1	Min kg/ha	51	Screenings	less than 10%
Probability	0.073	OAT 2	Min kg/ha	49	Screenings	less than 10%
Least significant difference 5%	0.358					
CV %	7.0					

Site Details

Soil Description: Heavy Clay
 Date Sown: Wednesday, 2 May 2018
 Date Harvested: Monday, 10 December 2018
 Seeding Rate: 70 kg/ha

Plot Dimensions

Length (m) 225
 Width (m) 13.5
 Plot Area (ha) 0.30
 Conversion Factor 3.29

Rainfall Data

Growing Season (mm) 141.6
 Site Yield (t/ha) 1.693
 kg/mm - Rainfall 11.96

RAINFALL 2018 (mm)	January	2.8	
	February	170	
	March	15	
	April	0.6	0.6
	May	8.6	9.2
	June	24.8	34
	July	9.6	43.6
	August	61.8	105.4
	September	19.2	124.6
	October	17	141.6
	November	10.8	
	Total	340.2	

Cumulative Growing Season Rainfall

Station: DAFWA Grass patch



PLATINUM SPONSORS

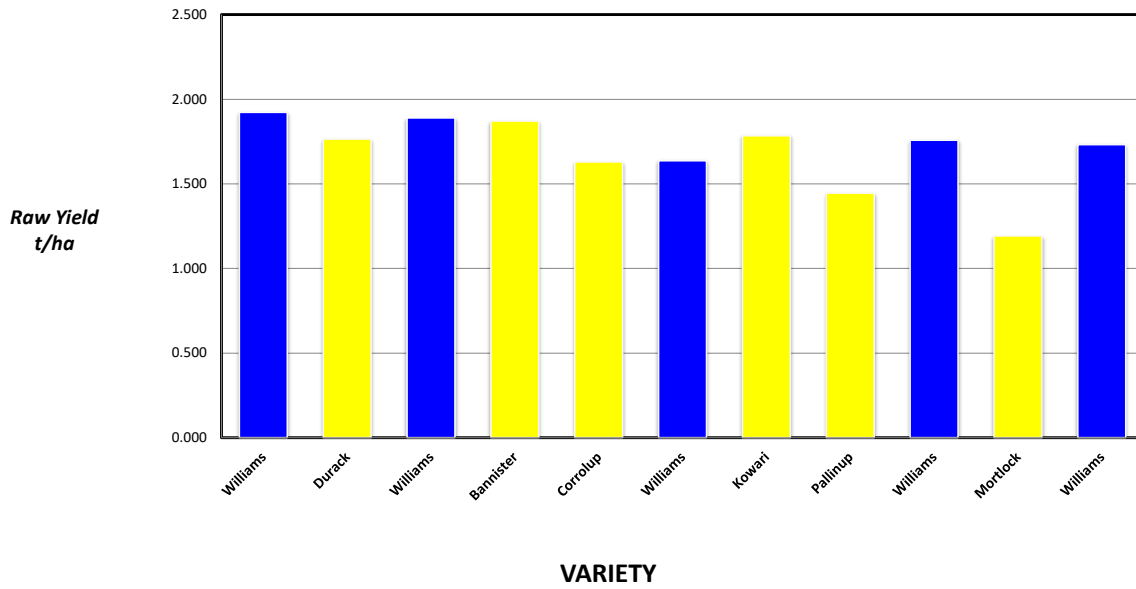


DIAMOND SPONSORS



Seed Company Sponsors: AGT, Intergrain, Pacific Seeds, SeedNet, Nuseed, DuPont Pioneer, Bayer

2018 SEPWA Oat Variety Trial Geoff Sanderson, Grass Patch



Plot	Variety!	Yield (t/ha)	% of Site Mean	Shedding (Visual)
1	Williams	1.923	114%	1-2%
2	Durack	1.765	104%	<1%
3	Williams	1.890	112%	1-2%
4	Bannister	1.871	111%	1%
5	Corrolup	1.630	96%	1%
6	Williams	1.637	97%	2%
7	Kowari	1.784	105%	1%
8	Pallinup	1.445	85%	1%
9	Williams	1.758	104%	3%
10	Mortlock	1.192	70%	5%
11	Williams	1.732	102%	2%



Soil Description:
Date Sown:
Date Harvested
Seeding Rate:

Site Details
 Heavy Clay
 Wednesday, 2 May 2018
 Monday, 10 December 2018
 70 kg/ha

Statistical Analysis
Site Mean (t/ha) 1.693
Probability 0.073
Least significant difference 5% 0.3582
CV % 7.0

Plot Dimensions

Length (m)	Width (m)	Area (m ²)	Conversion Factor
220	13.5	0.30	3.37



PLATINUM SPONSORS



DIAMOND SPONSORS



Seed Company Sponsors: AGT, Intergrain, Pacific Seeds, SeedNet, Nuseed, DuPont Pioneer, Bayer

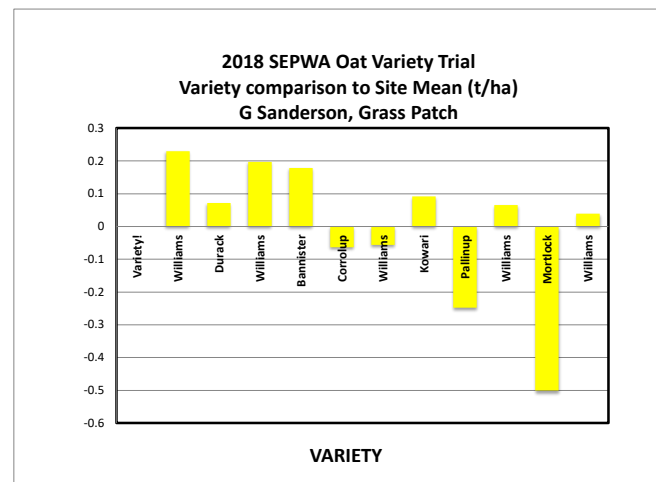
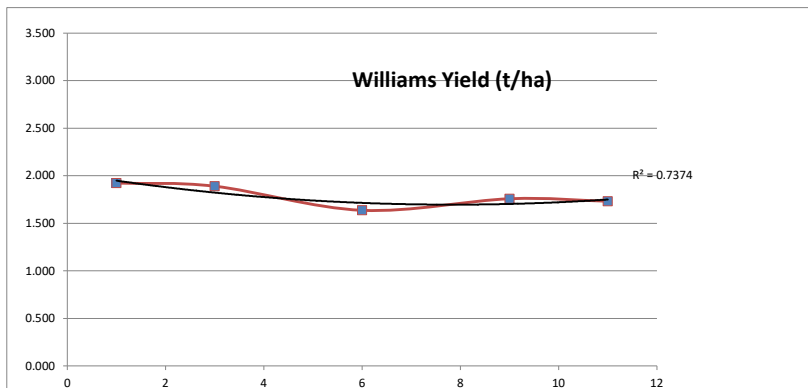
2018 HARVEST DATA - SEPWA Oat Variety Trial - G Sanderson, Grass Patch Harvested 10th December 2018



Plot	Variety!	Plot Length	Plot Width	Area (ha)	Weight (kgs)	Yield (t/ha)	Plot 2	% of Site Mean
1	Williams	225	13.5	0.30375	584	1.923	1	114%
2	Durack	225	13.5	0.30375	536	1.765	4	104%
3	Williams	225	13.5	0.30375	574	1.890	9	112%
4	Bannister	190	13.5	0.2565	480	1.871	16	111%
5	Corrolup	205	13.5	0.27675	451	1.630	25	96%
6	Williams	215	13.5	0.29025	475	1.637	36	97%
7	Kowari	225	13.5	0.30375	542	1.784	49	105%
8	Pallinup	225	13.5	0.30375	439	1.445	64	85%
9	Williams	225	13.5	0.30375	534	1.758	81	104%
10	Mortlock	205	13.5	0.27675	330	1.192	100	70%
11	Williams	225	13.5	0.30375	526	1.732	121	102%

Average of Yield (t/ha)	
Variety!	Total
Mortlock	1.192
Pallinup	1.445
Corrolup	1.630
Durack	1.765
Kowari	1.784
Williams	1.788
Bannister	1.871
Average of Yield (t/ha)	1.693

Plot	Variety!	Plot Length	Plot Width	Area (ha)	Weight (kgs)	Yield (t/ha)	Plot 2	% of Site Mean
1	Williams	225	13.5	0.30375	584	1.923	1	114%
3	Williams	225	13.5	0.30375	574	1.890	9	112%
6	Williams	215	13.5	0.29025	475	1.637	36	97%
9	Williams	225	13.5	0.30375	534	1.758	81	104%
11	Williams	225	13.5	0.30375	526	1.732	121	102%



PLATINUM SPONSORS



DIAMOND SPONSORS



Seed Company Sponsors: AGT, Intergrain, Pacific Seeds, SeedNet, Nuseed, DuPont Pioneer, Bayer