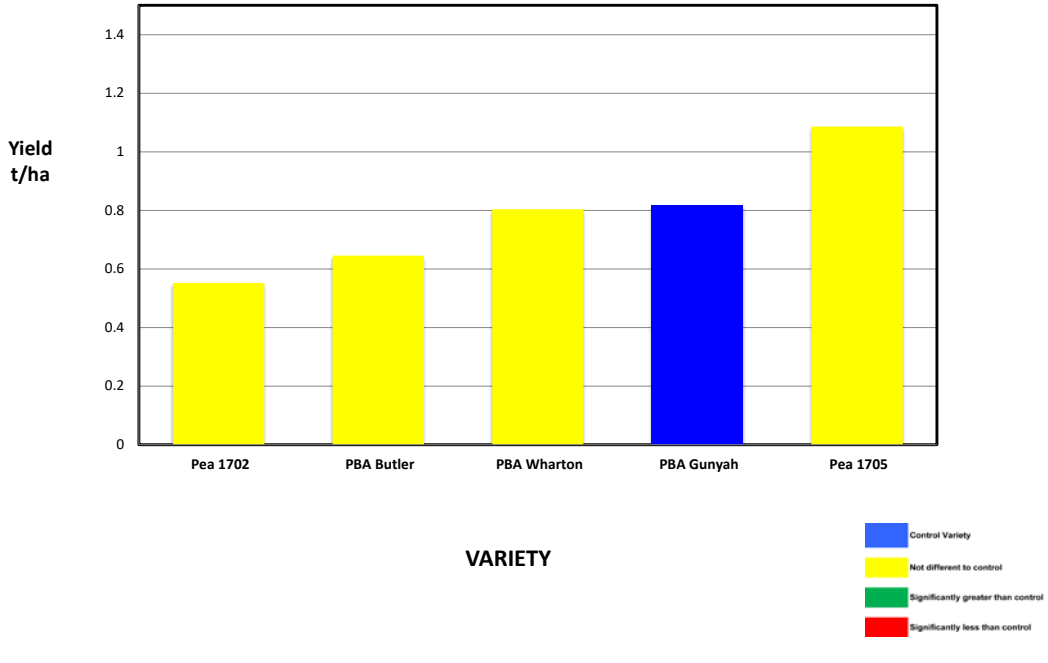


2018 SEPWA/PASE Field Pea Variety Trial S Rolland, Grass Patch



Variety	Yield (t/ha)	% of Gunyah	Moisture %	Protein %	Defective Pulse
Pea 1702	0.552	68%	11.60	20.8	3.0
PBA Butler	0.645	79%	11.15	19.1	3.1
PBA Wharton	0.804	99%	11.40	18.6	3.3
PBA Gunyah	0.816	100%	11.33	19.8	3.3
Pea 1705	1.086	133%	11.60	19.3	3.1

Site Mean (t/ha) 0.78
 Probability 0.546
 Least significant difference 5% 0.7134
 CV % 23.8

Site Details

Soil Description: Sandy Loam
 Date Sown: Sunday, 17 June 2018
 Date Harvested: Thursday, 22 November 2018
 Seeding Rate: 100 kg/ha

Plot Dimensions

Length (m) 215
 Width (m) 12.19
 Plot Area (ha) 0.26
 Conversion Factor 3.82

Rainfall Data

Growing Season (mm) 141.6
 Site Yield (t/ha) 0.78
 kg/mm - Rainfall 5.5

RAINFALL 2018 (mm)	January	2.8	
	February	170	
	March	15	
	April	0.6	0.6
	May	8.6	9.2
	June	24.8	34
	July	9.6	43.6
	August	61.8	105.4
	September	19.2	124.6
	October	17	141.6
	November	10.8	
	Total	340.2	

Cumulative Growing Season Rainfall

Station: DAFWA Grass patch



PLATINUM SPONSORS

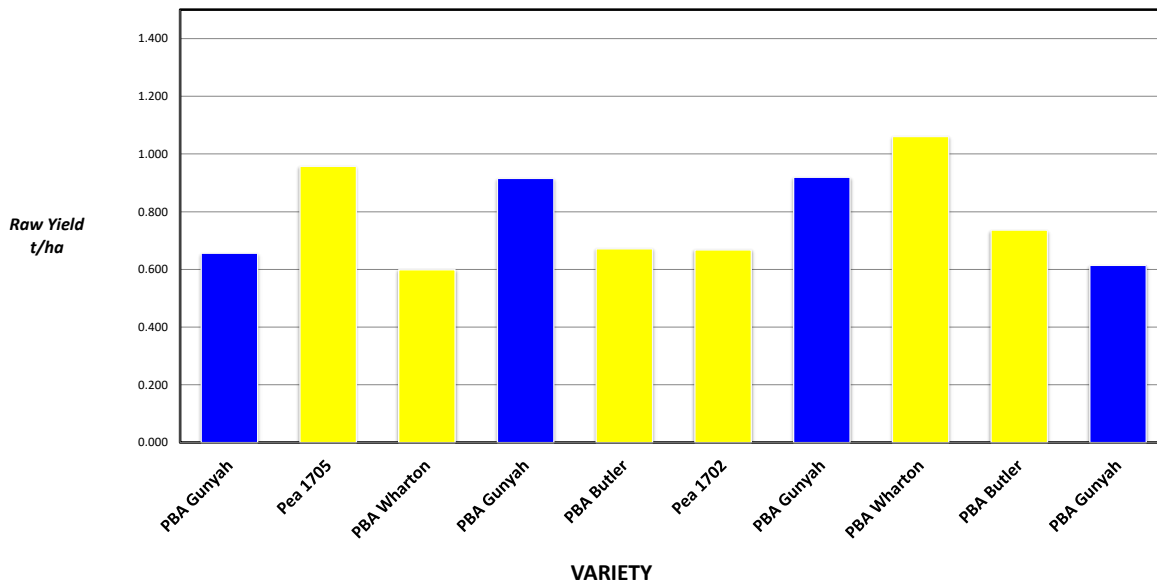


DIAMOND SPONSORS



Seed Company Sponsors: AGT, Intergrain, Nuseed, SeedNet, DuPont Pioneer, Bayer

**2018 SEPWA/PASE Field Pea Variety Trial
 S Rolland, Grass Patch**



Plot	Variety!	Yield (t/ha)	% of Site Mean
1	PBA Gunyah	0.656	84%
2	Pea 1705	0.958	123%
3	PBA Wharton	0.599	77%
4	PBA Gunyah	0.916	117%
5	PBA Butler	0.672	86%
6	Pea 1702	0.668	86%
7	PBA Gunyah	0.920	118%
8	PBA Wharton	1.061	136%
9	PBA Butler	0.736	94%
10	PBA Gunyah	0.614	79%

Statistical Analysis

Site Mean (t/ha)	0.78
Probability	0.546
Least significant difference 5%	0.7134
CV %	23.8

Site Details

Soil Description:	Sandy Loam
Date Sown:	Sunday, 17 June 2018
Date Harvested	Thursday, 22 November 2018
Seeding Rate:	100 kg/ha

Plot Dimensions

Length (m)	Width (m)	Area (m2)	Conversion Factor
215	12.19	0.26	3.82



PLATINUM SPONSORS



DIAMOND SPONSORS



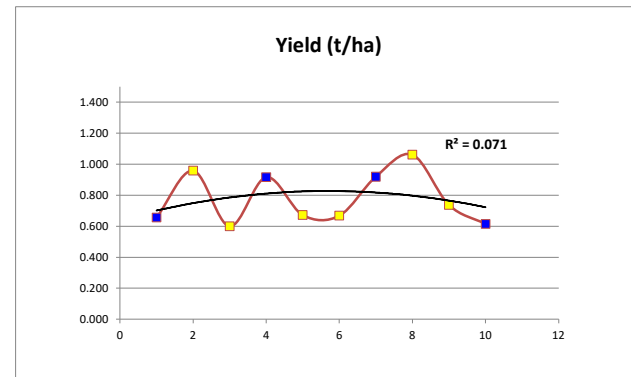
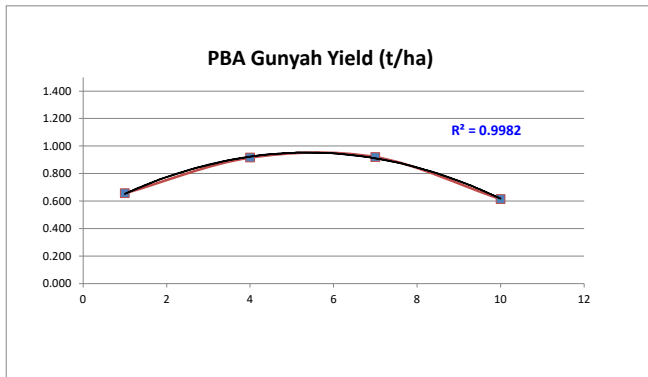
Seed Company Sponsors: AGT, Intergrain, Nuseed, SeedNet, DuPont Pioneer, Bayer

HARVEST DATA - SEPWA/PASE Field Pea Variety Trial - S Rolland, Grass Patch Harvested 22nd November 2018

Plot	Variety!	Plot Length	Plot Width	Area (ha)	Weight (kgs)	Yield (t/ha)	Plot 2	% of Site Mean
1	PBA Gonyah	215	12.19	0.262	172	0.656	1	84%
2	Pea 1705	215	12.19	0.262	251	0.958	4	123%
3	PBA Wharton	215	12.19	0.262	157	0.599	9	77%
4	PBA Gonyah	215	12.19	0.262	240	0.916	16	117%
5	PBA Butler	215	12.19	0.262	176	0.672	25	86%
6	Pea 1702	215	12.19	0.262	175	0.668	36	86%
7	PBA Gonyah	215	12.19	0.262	241	0.920	49	118%
8	PBA Wharton	215	12.19	0.262	278	1.061	64	136%
9	PBA Butler	215	12.19	0.262	193	0.736	81	94%
10	PBA Gonyah	215	12.19	0.262	161	0.614	100	79%

Average of Yield (t/ha)	
Variety!	Total
Pea 1702	0.668
PBA Butler	0.704
PBA Gonyah	0.776
PBA Wharton	0.830
Pea 1705	0.958
Grand Total	0.780

Plot	Variety!	Plot Length	Plot Width	Area (ha)	Weight (kgs)	Yield (t/ha)	Plot 2	% of Site Mean
1	PBA Gonyah	215	12.19	0.262	172	0.656	1	84%
4	PBA Gonyah	215	12.19	0.262	240	0.916	16	117%
7	PBA Gonyah	215	12.19	0.262	241	0.920	49	118%
10	PBA Gonyah	215	12.19	0.262	161	0.614	100	79%



PLATINUM SPONSORS



DIAMOND SPONSORS



**Seed Company Sponsors: AGT, Intergrain,
Nuseed, SeedNet, DuPont Pioneer, Bayer**