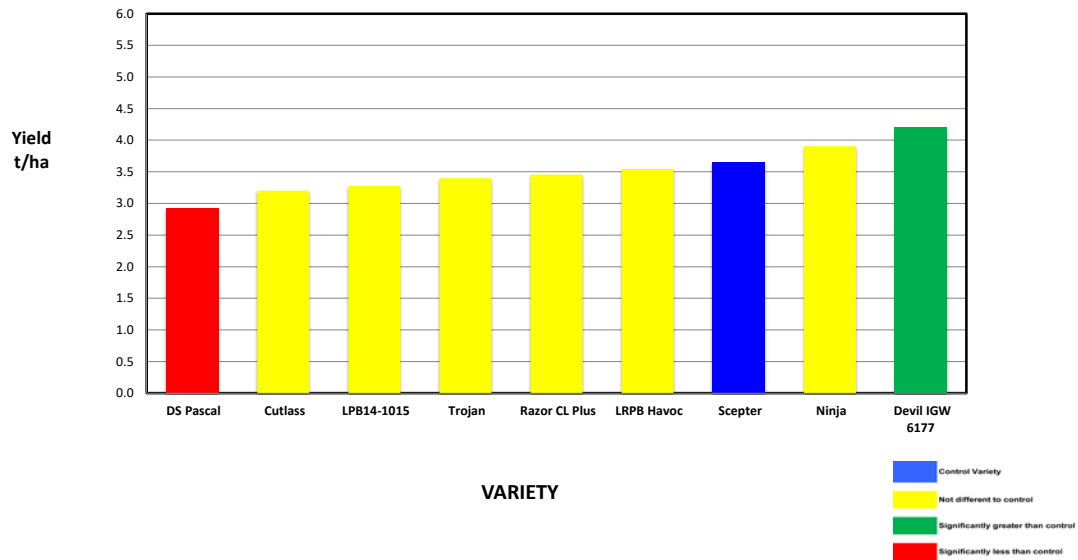


2018 SEPWA Wheat Variety Trial G Curnow, Coomalbidgup



Variety	Maturity	Yield (t/ha)	% of Scepter	Protein %	Gluten %	Starch %	Hect kg/hl	Screenings %	Falling Numbers	Grade
DS Pascal	Late	2.925	80%	10.8	24.1	85.8	79.1	0.8	342	APW
Cutlass	Mid- late	3.201	88%	11.1	25.1	86.5	79.7	0.8	323	ASW1
LPB14-1015	Early - Mid	3.276	90%	10.6	24.1	78.8	78.7	0.4	372	APW
LongReach Trojan	Mid	3.398	93%	10.7	23.8	87.1	81.5	0.4	316	APW
Razor CL Plus	Early - Mid	3.457	95%	9.9	20.5	72.8	77.2	0.6	270	AGP1
LRPB Havoc	Early - Mid	3.547	97%	10.4	22.5	63.5	79.6	0.9	348	APW
Scepter	Early - Mid	3.653	100%	9.8	19.6	71.4	79.7	0.4	312	ASW1
Ninja	Mid	3.905	107%	10.1	19.5	71.7	80.5	0.7	355	APW
Ninja	Mid	3.905	107%	10.1	19.5	71.7	80.5	0.7	355	ANW
Devil IGW 6177	Early - Mid	4.203	115%	9.1	17.5	69.2	77.9	0.4	309	ASW1

Ninja - Noodle variety met ANW1 - no segregation in Esperance (AWN delivered to Kwinana) OR (FED1 Esperance) included in FARMANCO Ranking

Site Mean (t/ha) 3.552
 Probability 0.072
 Least significant difference 5% 0.5404
 CV % 4.1

Site Details

Soil Description: Sandy Gravel
 Date Sown: Wednesday, 13 June 2018
 Date Harvested: Monday, 3 December 2018
 Seeding Rate: 80 kg/ha

Plot Dimensions

Length (m) 230
 Width (m) 12
 Plot Area (ha) 0.28
 Conversion Factor 3.62

Rainfall Data

Growing Season (mm) 389.4
 Site Yield (t/ha) 3.552
 kg/mm - Rainfall 9.1

RAINFALL 2018 (mm)	January	4	
	February	55.6	
	March	16.6	
	April	4.8	4.8
	May	30.4	35.2
	June	47.8	83
	July	52.8	135.8
	August	150.6	286.4
	September	43.6	330
	October	59.4	389.4
	November	48.2	
	Total	513.8	

Cumulative Growing Season Rainfall

Station: DAFWA Coomalbidgup



PLATINUM SPONSORS

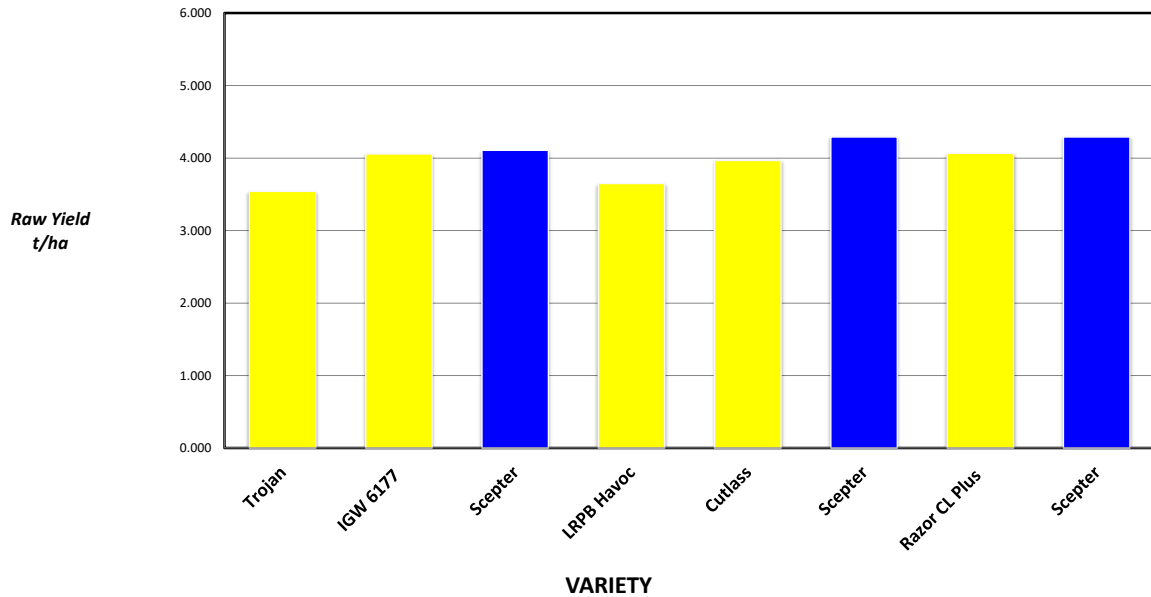


DIAMOND SPONSORS



Seed Company Sponsors: AGT, Intergrain, Nuseed, SeedNet, DuPont Pioneer, Bayer

2018 SEPWA Wheat Variety Trial L Guest, Grass Patch



Plot	Variety!	Yield (t/ha)	% of Site Mean
1	Trojan	3.542	89%
2	IGW 6177	4.058	102%
3	Scepter	4.108	103%
4	LRPB Havoc	3.650	91%
5	Cutlass	3.967	99%
6	Scepter	4.292	107%
7	Razor CL Plus	4.067	102%
8	Scepter	4.292	107%

Statistical Analysis

Site Mean (t/ha)	3.997
Probability	0.104
Least significant difference 5%	0.526
CV %	2.6

Site Details

Soil Description: Heavy Loam
 Date Sown: Wednesday, 23 May 2018
 Date Harvested: Monday, 3 December 2018
 Seeding Rate: 50 kg/ha

Plot Dimensions

Length (m)	Width (m)	Area (m ²)	Conversion Factor
200	12	0.24	4.17

PLATINUM SPONSORS



DIAMOND SPONSORS



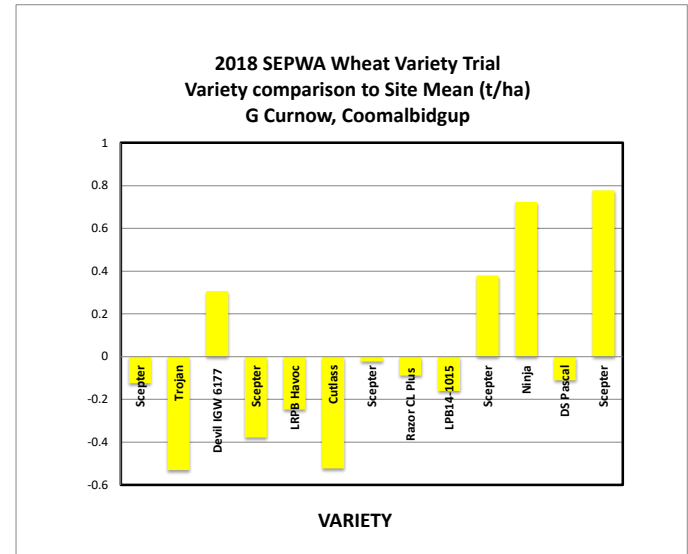
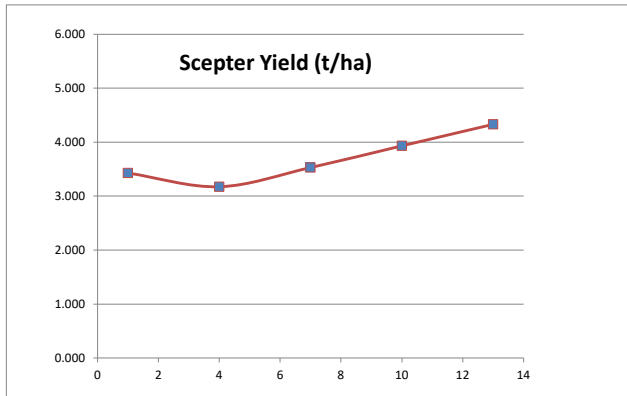
Seed Company Sponsors: AGT, Intergrain, Nuseed, SeedNet, DuPont Pioneer, Bayer

HARVEST DATA - SEPWA Wheat Variety Trial - G Curnow Coomalbidgup Harvested 2nd December 2018

Plot	Variety!	Plot Length	Plot Width	Area (ha)	Weight (kgs)	Yield (t/ha)	Plot 2	% of Site Mean
1	Scepter	230	12	0.276	946	3.428	1	96%
2	Trojan	230	12	0.276	834	3.022	4	85%
3	Devil IGW 6177	230	12	0.276	1065	3.859	9	109%
4	Scepter	230	12	0.276	876	3.174	16	89%
5	LRPB Havoc	230	12	0.276	912	3.304	25	93%
6	Cutlass	230	12	0.276	836	3.029	36	85%
7	Scepter	230	12	0.276	974	3.529	49	99%
8	Razor CL Plus	230	12	0.276	956	3.464	64	98%
9	LPB14-1015	230	12	0.276	936	3.391	81	95%
10	Scepter	230	12	0.276	1085	3.931	100	111%
11	Ninja	230	12	0.276	1180	4.275	121	120%
12	DS Pascal	230	12	0.276	950	3.442	144	97%
13	Scepter	230	12	0.276	1195	4.330	169	122%

Average of Yield (t/ha)	Total
Trojan	3.022
Cutlass	3.029
LRPB Havoc	3.304
LPB14-1015	3.391
DS Pascal	3.442
Razor CL Plus	3.464
Scepter	3.678
IGW 6177	3.859
Ninja	4.275
Grand Total	3.552

Plot	Variety!	Plot Length	Plot Width	Area (ha)	Weight (kgs)	Yield (t/ha)	Plot 2	% of Site Mean
1	Scepter	230	12	0.276	946	3.428	1	96%
4	Scepter	230	12	0.276	876	3.174	16	89%
7	Scepter	230	12	0.276	974	3.529	49	99%
10	Scepter	230	12	0.276	1085	3.931	100	111%
13	Scepter	230	12	0.276	1195	4.330	169	122%



PLATINUM SPONSORS



DIAMOND SPONSORS



**Seed Company Sponsors: AGT, Intergrain,
Nuseed, SeedNet, DuPont Pioneer, Bayer**