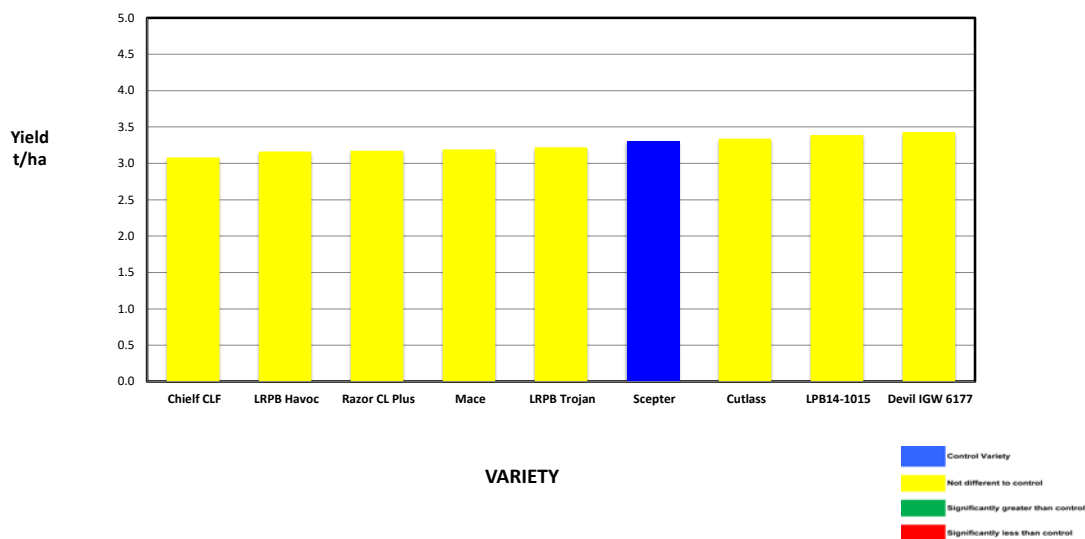


2018 SEPWA Wheat Variety Trial Hassad, Beaumont



Variety	Maturity	Yield (t/ha)	% of Scepter	Protein %	Gluten %	Starch %	Hect kg/ha	Screenings %	Falling Numbers	Grade
Chief CLF	Mid	3.081	93%	9.9	22.5	57.7	78.9	1.5	417	ASW1
LRPB Havoc	Early - Mid	3.162	96%	10.1	22.3	64.4	78.0	1.3	400	APW1
Razor CL Plus	Early - Mid	3.174	96%	8.7	17.6	56.0	78.1	1.2	362	ASW1
Mace	Mid	3.191	97%	9.3	20.3	56.8	79.6	1.6	377	ASW1
LRPB Trojan	Mid	3.221	97%	9.9	22.7	56.0	79.0	1.0	392	ASW1
Scepter	Early - Mid	3.306	100%	9.8	21.9	57.8	79.8	1.7	353	ASW1
Cutlass	Mid- late	3.339	101%	9.2	20.0	57.7	80.0	0.9	354	ASW1
LPB14-1015	Early - Mid	3.390	103%	9.4	21.0	56.6	79.9	1.2	301	ASW1
Devil IGW 6177	Early - Mid	3.432	104%	9.5	21.7	55.8	79.1	1.2	373	ASW1

Site Mean (t/ha) 3.288
Probability 0.864
Least significant difference 5% 0.5744
CV % 5.7



Site Details

Soil Description: Sandy Loam
Date Sown: Monday, 28 May 2018
Date Harvested: Monday, 10 December 2018
Seeding Rate: 70 kg/ha

Plot Dimensions

Length (m) 200
Width (m) 12
Plot Area (ha) 0.24
Conversion Factor 4.17

Rainfall Data

Growing Season (mm) 299.3
Site Yield (t/ha) 3.288
kg/mm - Rainfall 11.0

RAINFALL 2018 (mm)	January	1.2	
	February	86.6	
	March	22.1	
	April	7	7
	May	19	26
	June	29.3	55.3
	July	30.9	86.2
	August	120.4	206.6
	September	34.4	241
	October	58.3	299.3
	Total	409.2	

Cumulative Growing Season Rainfall

Station: Sparkle Hill



PLATINUM SPONSORS

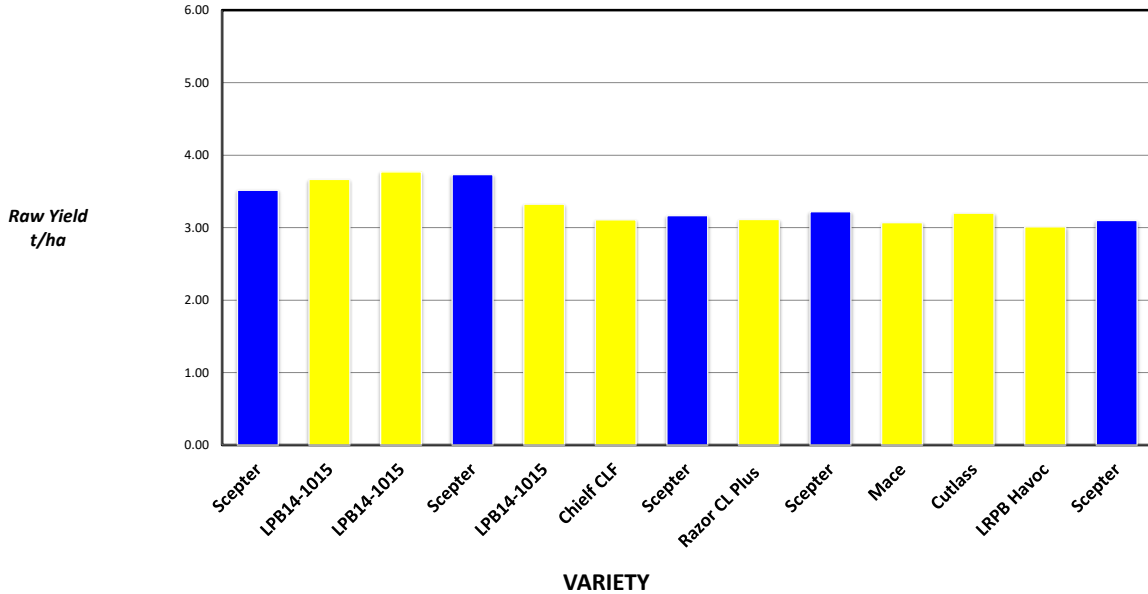


DIAMOND SPONSORS



Seed Company Sponsors: AGT, Intergrain, Nuseed, SeedNet, DuPont Pioneer, Bayer

2018 SEPWA Wheat Variety Trial Hassad, Beaumont



Plot	Variety!	Yield (t/ha)	% of Site Mean
1	Scepter	3.52	107%
2	LPB14-1015	3.67	112%
3	LPB14-1015	3.77	115%
4	Scepter	3.73	114%
5	LPB14-1015	3.33	101%
6	Chief CLF	3.11	95%
7	Scepter	3.17	96%
8	Razor CL Plus	3.11	95%
9	Scepter	3.22	98%
10	Mace	3.07	93%
11	Cutlass	3.20	97%
12	LRPB Havoc	3.01	92%
13	Scepter	3.10	94%
14	Devil IGW 6177	3.28	100%
15	LRPB Trojan	3.08	94%
16	Scepter	3.23	98%

Statistical Analysis

Site Mean (t/ha)	3.288
Probability	0.864
Least significant difference 5%	0.5744
CV %	5.7

Site Details

Soil Description:	Sandy Loam
Date Sown:	Monday, 28 May 2018
Date Harvested	Monday, 10 December 2018
Seeding Rate:	70 kg/ha

Plot Dimensions

Length (m)	Width (m)	Area (m ²)	Conversion Factor
200	12	0.24	4.17

PLATINUM SPONSORS



DIAMOND SPONSORS



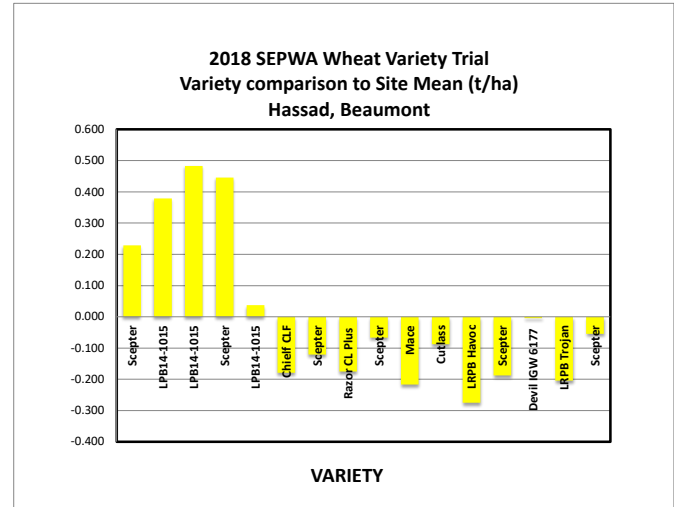
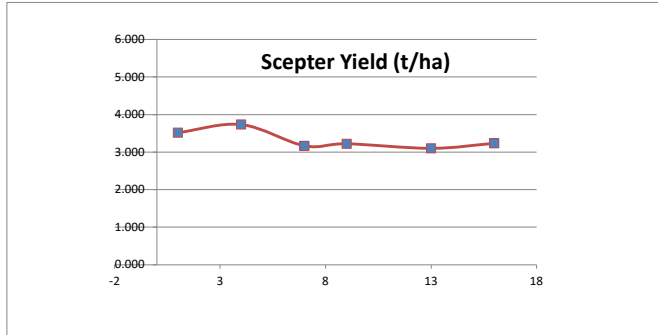
Seed Company Sponsors: AGT, Intergrain, Nuseed, SeedNet, DuPont Pioneer, Bayer

HARVEST DATA - SEPWA Wheat Variety Trial - Hassad, Beaumont Harvested 10th December 2018

Plot	Variety!	Plot Length	Plot Width	Area (ha)	Weight (kgs)	Yield (t/ha)	Plot 2	% of Site Mean
1	Scepter	200	12	0.24	844	3.517	1	107%
2	LPB14-1015	200	12	0.24	880	3.667	4	112%
3	LPB14-1015	200	12	0.24	905	3.771	9	115%
4	Scepter	200	12	0.24	896	3.733	16	114%
5	LPB14-1015	200	12	0.24	798	3.325	25	101%
6	Chief CLF	200	12	0.24	746	3.108	36	95%
7	Scepter	200	12	0.24	760	3.167	49	96%
8	Razor CL Plus	200	12	0.24	747	3.113	64	95%
9	Scepter	200	12	0.24	773	3.221	81	98%
10	Mace	200	12	0.24	737	3.071	100	93%
11	Cutlass	200	12	0.24	768	3.200	121	97%
12	LRPB Havoc	200	12	0.24	723	3.013	144	92%
13	Scepter	200	12	0.24	744	3.100	169	94%
14	Devil IGW 6177	200	12	0.24	788	3.283	196	100%
15	LRPB Trojan	200	12	0.24	740	3.083	225	94%
16	Scepter	200	12	0.24	776	3.233	256	98%

Average of Yield (t/ha)	Total
Variety!	
LRPB Havoc	3.013
Mace	3.071
LRPB Trojan	3.083
Chief CLF	3.108
Razor CL Plus	3.113
Cutlass	3.200
Devil IGW 6177	3.283
Scepter	3.328
LPB14-1015	3.588
Grand Total	3.288

Plot	Variety!	Plot Length	Plot Width	Area (ha)	Weight (kgs)	Yield (t/ha)	Plot 2	% of Site Mean
1	Scepter	200	12	0.24	844	3.517	1	107%
4	Scepter	200	12	0.24	896	3.733	16	114%
7	Scepter	200	12	0.24	760	3.167	49	96%
9	Scepter	200	12	0.24	773	3.221	81	98%
13	Scepter	200	12	0.24	744	3.100	169	94%
16	Scepter	200	12	0.24	776	3.233	256	98%



PLATINUM SPONSORS



DIAMOND SPONSORS



Seed Company Sponsors: AGT, Intergrain, Nuseed, SeedNet, DuPont Pioneer, Bayer