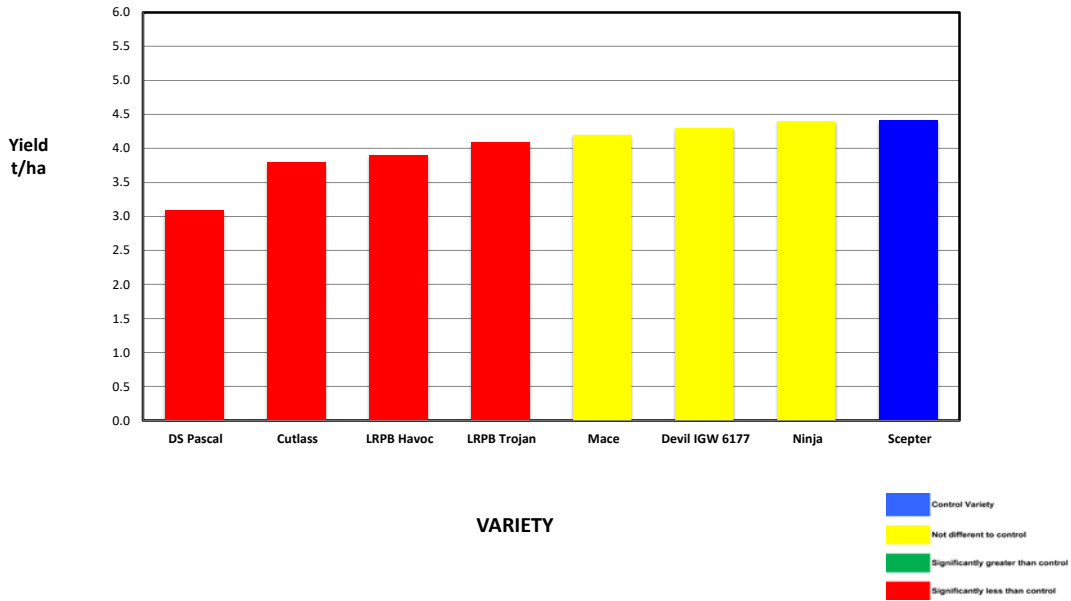


## 2018 SEPWA Wheat Variety Trial M Roberts, Cascade



Variety	Maturity	Yield (t/ha)	% of Scepter	Protein %	Gluten %	Starch %	Hect kg/ha	Screenings %	Falling Numbers	Grade
DS Pascal	Late	3.100	70%	9.5	18.7	64.4	77.0	1.8	324	ASW1
Cutlass	Mid-late	3.800	86%	9.3	16.6	70.8	78.2	1.0	359	ASW1
LRPB Havoc	Early - Mid	3.900	88%	9.6	19.0	58.2	76.5	0.8	360	ASW1
LRPB Trojan	Mid	4.100	93%	8.8	15.9	62.6	79.8	1.0	337	ASW1
Mace	Mid	4.200	95%	9.3	17.7	63.0	77.6	1.0	358	ASW1
Devil IGW 6177	Early - Mid	4.300	97%	8.9	16.9	61.7	77.0	1.2	344	ASW1
Ninja	Mid	4.400	100%	8.7	16.4	54.1	79.1	0.8	330	FED1
<b>Scepter</b>	<b>Early - Mid</b>	<b>4.420</b>	<b>100%</b>	<b>8.9</b>	<b>16.9</b>	<b>56.1</b>	<b>77.6</b>	<b>0.6</b>	<b>354</b>	<b>ASW1</b>

*Ninja - Noodle variety met ANW1 - no segregation in Esperance (AWN delivered to Kwinana) OR (FED1 Esperance) included in FARMANCO Ranking*

Site Mean (t/ha) 4.158  
 Probability 0.002  
 Least significant difference 5% 0.255  
 CV % 2.0

### Site Details

Soil Description: Duplex  
 Date Sown: Thursday, 10 May 2018  
 Date Harvested: Monday, 3 December 2018  
 Seeding Rate: 70 kg/ha

### Plot Dimensions

Length (m) 180  
 Width (m) 18.3  
 Plot Area (ha) 0.33  
 Conversion Factor 3.04

### Rainfall Data

Growing Season (mm) 162.6  
 Site Yield (t/ha) 4.158  
 kg/mm - Rainfall 25.6

RAINFALL 2017 (mm)	January	6.6	Cumulative Growing Season Rainfall	
	February	94.4		
	March	8.0		
	April	0.0		0.0
	May	7.0		7.0
	June	14.4		21.4
	July	20.8		42.2
	August	79.8		122.0
	September	11.6		133.6
	October	29.0		162.6
	November	26.0		
	Total	297.6		

Station: DAFWA Cascade



### PLATINUM SPONSORS

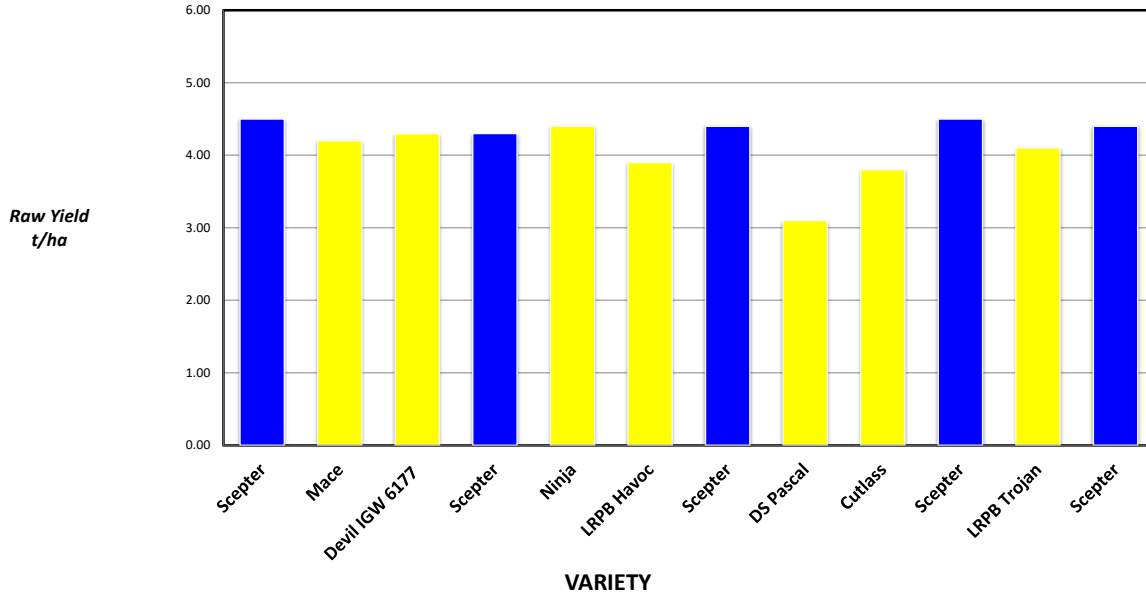


### DIAMOND SPONSORS



Seed Company Sponsors: AGT, Intergrain, Nuseed, SeedNet, DuPont Pioneer, Bayer

## 2018 SEPWA Wheat Variety Trial M Roberts, Cascade



Plot	Variety!	Yield (t/ha)	% of Site Mean
1	Scepter	4.50	108%
2	Mace	4.20	101%
3	Devil IGW 6177	4.30	103%
4	Scepter	4.30	103%
5	Ninja	4.40	106%
6	LRPB Havoc	3.90	94%
7	Scepter	4.40	106%
8	DS Pascal	3.10	75%
9	Cutlass	3.80	91%
10	Scepter	4.50	108%
11	LRPB Trojan	4.10	99%
12	Scepter	4.40	106%

### Statistical Analysis

Site Mean (t/ha)	4.158
Probability	0.002
Least significant difference 5%	0.255
CV %	2.0

### Site Details

Soil Description:	Duplex
Date Sown:	Thursday, 10 May 2018
Date Harvested:	Monday, 3 December 2018
Seeding Rate:	70 kg/ha

### Plot Dimensions

Length (m)	Width (m)	Area (m <sup>2</sup> )	Conversion Factor
180	18.3	0.3294	3.04

### PLATINUM SPONSORS



### DIAMOND SPONSORS



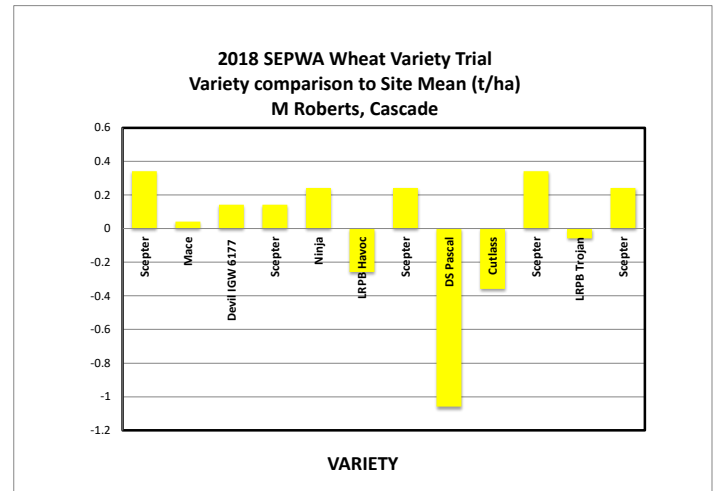
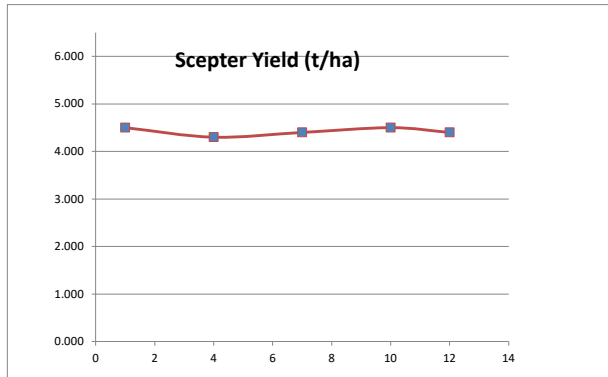
Seed Company Sponsors: AGT, Intergrain, Nuseed, SeedNet, DuPont Pioneer, Bayer

## HARVEST DATA - SEPWA Wheat Variety Trial - M Roberts, Cascade Harvested 3rd December 2018

Plot	Variety!	Plot Length	Plot Width	Area (ha)	Weight (kgs)	Yield (t/ha)	Plot 2	% of Site Mean
1	Scepter	180	18.3	0.33	1482	4.500	1	108%
2	Mace	180	18.3	0.33	1383	4.200	4	101%
3	Devil IGW 6177	180	18.3	0.33	1416	4.300	9	103%
4	Scepter	180	18.3	0.33	1416	4.300	16	103%
5	Ninja	180	18.3	0.33	1449	4.400	25	106%
6	LRPB Havoc	180	18.3	0.33	1285	3.900	36	94%
7	Scepter	180	18.3	0.33	1449	4.400	49	106%
8	DS Pascal	180	18.3	0.33	1021	3.100	64	75%
9	Cutlass	180	18.3	0.33	1252	3.800	81	91%
10	Scepter	180	18.3	0.33	1482	4.500	100	108%
11	LRPB Trojan	180	18.3	0.33	1351	4.100	121	99%
12	Scepter	180	18.3	0.33	1449	4.400	144	106%

Average of Yield (t/ha)	
Variety!	Total
DS Pascal	3.100
Cutlass	3.800
LRPB Havoc	3.900
LRPB Trojan	4.100
Mace	4.200
Devil IGW 6177	4.300
Ninja	4.400
Scepter	4.420
Grand Total	4.158

Plot	Variety!	Plot Length	Plot Width	Area (ha)	Weight (kgs)	Yield (t/ha)	Plot 2	% of Site Mean
1	Scepter	180	18.3	0.33	1482	4.500	1	108%
4	Scepter	180	18.3	0.33	1416	4.300	16	103%
7	Scepter	180	18.3	0.33	1449	4.400	49	106%
10	Scepter	180	18.3	0.33	1482	4.500	100	108%
12	Scepter	180	18.3	0.33	1449	4.400	144	106%



### PLATINUM SPONSORS



### DIAMOND SPONSORS



**Seed Company Sponsors: AGT, Intergrain,  
Nuseed, SeedNet, DuPont Pioneer, Bayer**