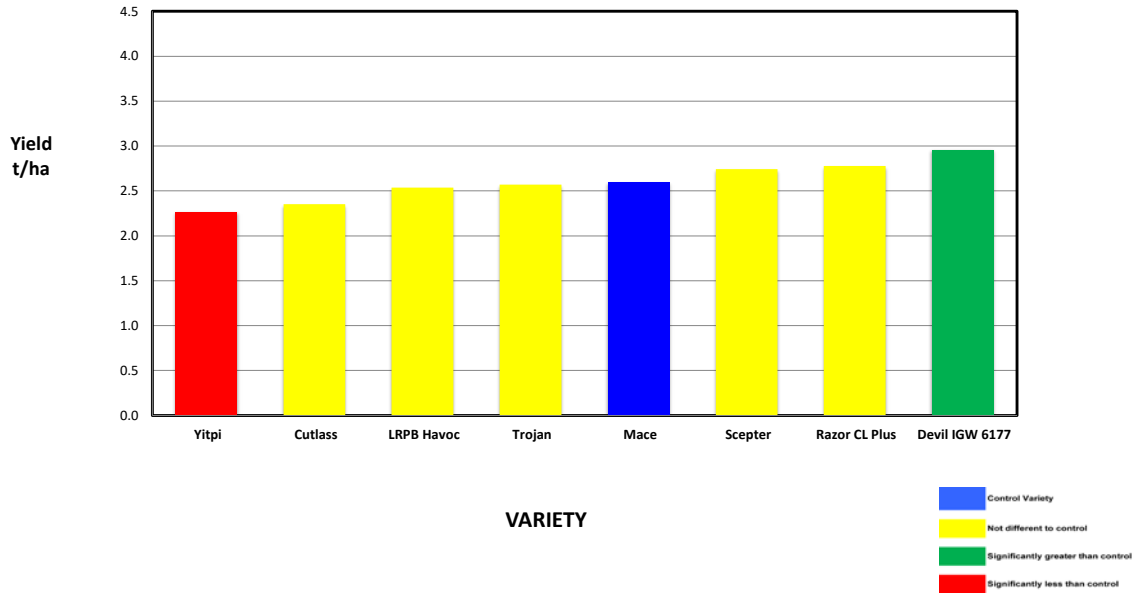


2018 SEPWA Wheat Variety Trial M West, Lake King



Variety	Maturity	Yield (t/ha)	% of Mace	Protein %	Gluten %	Starch %	Hect kg/ha	Screenings %	Falling Numbers	Grade
Yitpi	Mid- late	2.268	83%	11.3	27.7	84.9	82.7	0.6	393	APW1
Cutlass	Mid- late	2.353	86%	10.1	22.0	82.8	82.8	0.5	362	APW1
LRPB Havoc	Early - Mid	2.537	92%	10.1	22.4	73.2	82.5	0.5	377	APW1
LongReach Trojan	Mid	2.570	94%	9.8	21.2	82.0	85.3	0.4	396	ASW1
Mace	Mid	2.602	95%	9.7	20.8	79.9	82.3	0.4	351	ASW1
Scepter	Early - Mid	2.744	100%	9.1	18.7	78.6	84.6	0.3	335	ASW1
Razor CL Plus	Early - Mid	2.779	101%	9.2	18.8	76.0	82.2	0.6	342	ASW1
Devil IGW 6177	Early - Mid	2.961	108%	9.2	18.6	77.5	82.6	0.4	363	ASW1

Site Mean (t/ha) 2.602
 Probability 0.042
 Least significant difference 5% 0.2653
 CV % 3.4

Site Details

Soil Description: Heavy Loam
 Date Sown: Monday, 21 May 2018
 Date Harvested: Monday, 3 December 2018
 Seeding Rate: 50 kg/ha

Plot Dimensions

Length (m) 314
 Width (m) 13.5
 Plot Area (ha) 0.42
 Conversion Factor 2.36

Rainfall Data

Growing Season (mm) 235.8
 Site Yield (t/ha) 2.602
 kg/mm - Rainfall 11.0

RAINFALL 2018 (mm)	January	6.6	
	February	90	
	March	13.4	
	April	18.2	18.2
	May	17.8	36
	June	38.6	74.6
	July	39.2	113.8
	August	59.8	173.6
	September	8.4	182
	October	53.8	235.8
	November	50.8	
	Total	396.6	

Cumulative Growing Season Rainfall

Station: DAFWA Lake King



PLATINUM SPONSORS

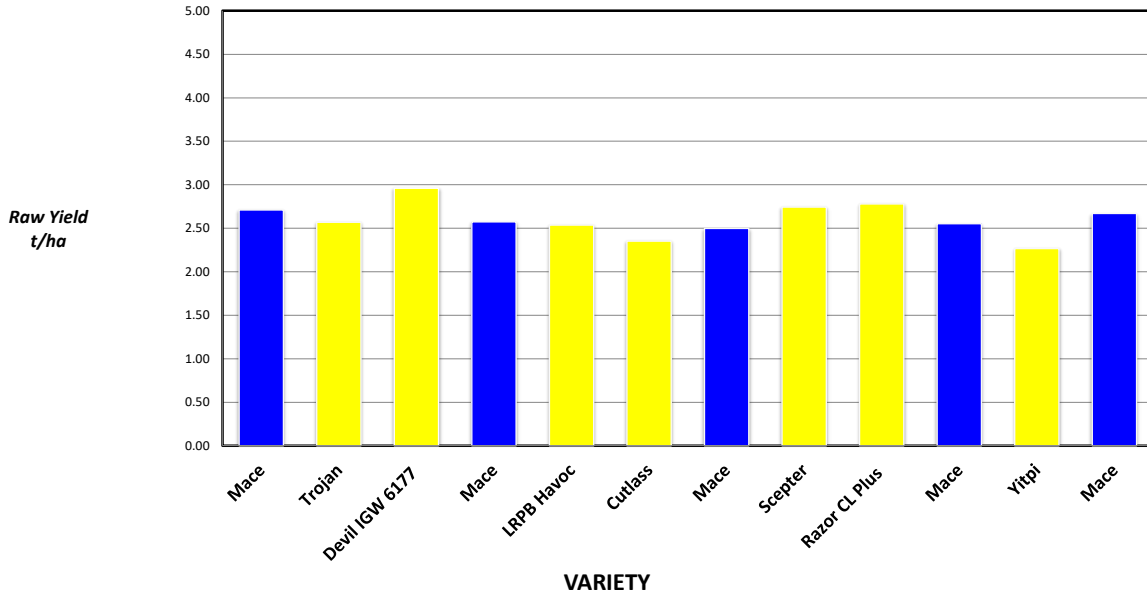


DIAMOND SPONSORS



Seed Company Sponsors: AGT, Intergrain, Nuseed, SeedNet, DuPont Pioneer, Bayer

2018 SEPWA Wheat Variety Trial M West, Lake King



Plot	Variety!	Yield (t/ha)	% of Site Mean
1	Mace	2.71	104%
2	Trojan	2.57	99%
3	Devil IGW 6177	2.96	114%
4	Mace	2.57	99%
5	LRPB Havoc	2.54	97%
6	Cutlass	2.35	90%
7	Mace	2.50	96%
8	Scepter	2.74	105%
9	Razor CL Plus	2.78	107%
10	Mace	2.55	98%
11	Yitpi	2.27	87%
12	Mace	2.67	103%

Statistical Analysis

Site Mean (t/ha)	2.602
Probability	0.042
Least significant difference 5%	0.265
CV %	3.4

Site Details

Soil Description:	Heavy Loam
Date Sown:	Monday, 21 May 2018
Date Harvested	Monday, 3 December 2018
Seeding Rate:	50 kg/ha

Plot Dimensions

Length (m)	Width (m)	Area (m2)	Conversion Factor
314	13.5	0.42	2.36



PLATINUM SPONSORS



DIAMOND SPONSORS



Seed Company Sponsors: AGT, Intergrain, Nuseed, SeedNet, DuPont Pioneer, Bayer



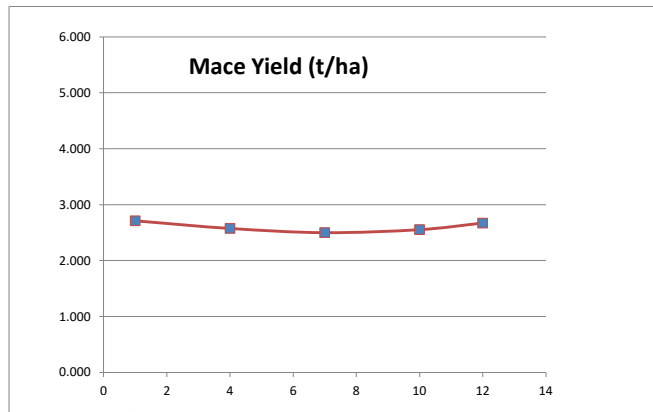
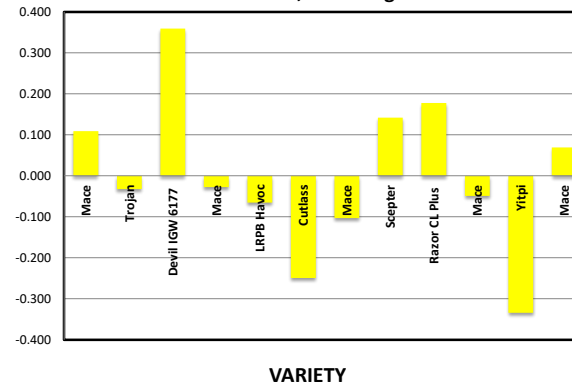
HARVEST DATA - SEPWA Wheat Variety Trial - M West, Lake King Harvested 3rd December 2018

Plot	Variety!	Plot Length	Plot Width	Area (ha)	Weight (kgs)	Yield (t/ha)	Plot 2	% of Site Mean
1	Mace	314	13.5	0.42	1150	2.711	1	104%
2	Trojan	314	13.5	0.42	1090	2.570	4	99%
3	Devil IGW 6177	314	13.5	0.42	1256	2.961	9	114%
4	Mace	314	13.5	0.42	1092	2.574	16	99%
5	LRPB Havoc	314	13.5	0.42	1076	2.537	25	97%
6	Cutlass	314	13.5	0.42	998	2.353	36	90%
7	Mace	314	13.5	0.42	1060	2.499	49	96%
8	Scepter	314	13.5	0.42	1164	2.744	64	105%
9	Razor CL Plus	314	13.5	0.42	1179	2.779	81	107%
10	Mace	314	13.5	0.42	1083	2.553	100	98%
11	Yitpi	314	13.5	0.42	962	2.268	121	87%
12	Mace	314	13.5	0.42	1133	2.671	144	103%

Average of Yield (t/ha)	
Variety!	Total
Yitpi	2.268
Cutlass	2.353
LRPB Havoc	2.537
Trojan	2.570
Mace	2.602
Scepter	2.744
Razor CL Plus	2.779
Devil IGW 6177	2.961
Grand Total	2.602

Plot	Variety!	Plot Length	Plot Width	Area (ha)	Weight (kgs)	Yield (t/ha)	Plot 2	% of Site Mean
1	Mace	314	13.5	0.42	1150	2.711	1	104%
4	Mace	314	13.5	0.42	1092	2.574	16	99%
7	Mace	314	13.5	0.42	1060	2.499	49	96%
10	Mace	314	13.5	0.42	1083	2.553	100	98%
12	Mace	314	13.5	0.42	1133	2.671	144	103%

2018 SEPWA Wheat Variety Trial
Variety comparison to Site Mean (t/ha)
M West, Lake King



PLATINUM SPONSORS



DIAMOND SPONSORS



**Seed Company Sponsors: AGT, Intergrain,
Nuseed, SeedNet, DuPont Pioneer, Bayer**