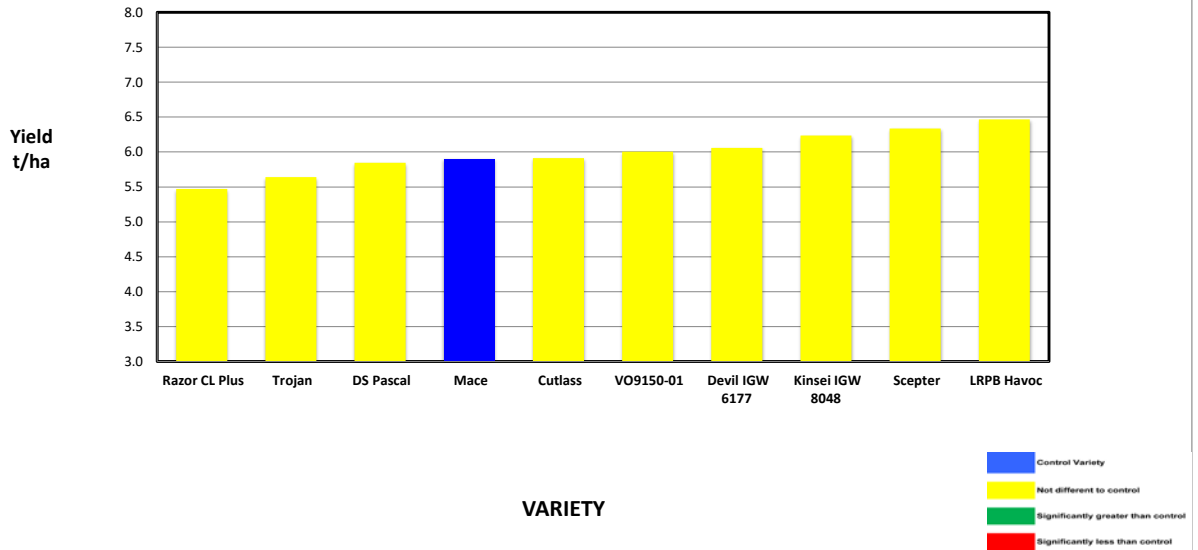


2018 SEPWA Wheat Variety Trial Warakirri, Condingup



Variety	Yield (t/ha)	% of Mace	Lodging (Visual area affected)
Razor CL Plus	5.471	93%	
Trojan	5.64	95%	25%
DS Pascal	5.847	99%	
Mace	5.906	100%	
Cutlass	5.913	100%	20%
VO9150-01	6.005	102%	
Devil IGW 6177	6.06	103%	30%
Kinsei IGW 8048	6.238	106%	60%
Scepter	6.337	107%	15%
LRPB Havoc	6.467	109%	

Statistical Analysis

Site Mean (t/ha) 5.961
 Probability 0.288
 Least significant difference 5% 0.7444
 CV % 3.3

RAINFALL 2018 (mm)	January	1	
	February	111.2	
	March	23.6	
	April	19.8	19.8
	May	22	41.8
	June	34.4	76.2
	July	34.8	111
	August	127	238
	September	39.8	277.8
	October	61.6	339.4
	November	53	
	Total	528.2	

Cumulative Growing Season Rainfall

Site Details

Soil Description: Sandy Loam
 Date Sown: Monday, 21 May 2018
 Date Harvested: Friday, 14 December 2018
 Seeding Rate: 65 kg/ha

Plot Dimensions

Length (m) 150
 Width (m) 12
 Plot Area (ha) 0.18
 Conversion Factor 5.56

Rainfall Data

Growing Season (mm) 339.4
 Site Yield (t/ha) 5.961
 kg/mm - Rainfall 17.56

Station: Boyatup 1



PLATINUM SPONSORS

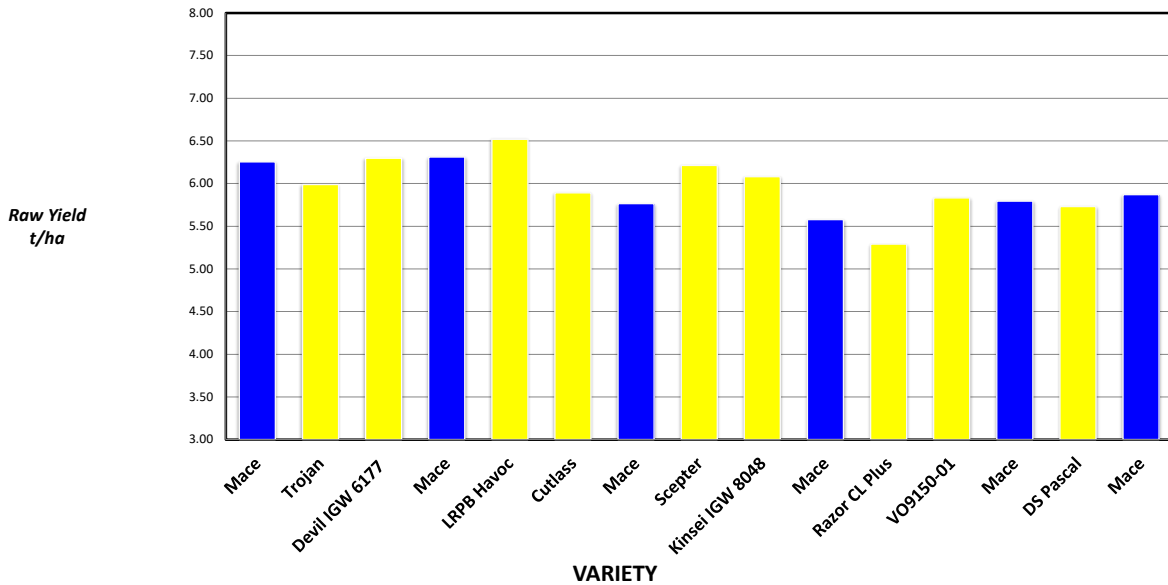


DIAMOND SPONSORS



Seed Company Sponsors: AGT, Intergrain, Nuseed, SeedNet, DuPont Pioneer, Bayer

2018 SEPWA Wheat Variety Trial Warakirri, Condingup



Plot	Variety!	Yield (t/ha)	% of Site Mean	Lodging (Visual area affected)
1	Mace	6.25	105%	
2	Trojan	5.99	100%	25%
3	Devil IGW 6177	6.30	106%	30%
4	Mace	6.31	106%	
5	LRPB Havoc	6.52	109%	
6	Cutlass	5.89	99%	20%
7	Mace	5.76	97%	
8	Scepter	6.21	104%	15%
9	Kinsei IGW 8048	6.08	102%	60%
10	Mace	5.58	94%	
11	Razor CL Plus	5.29	89%	
12	VO9150-01	5.83	98%	
13	Mace	5.79	97%	
14	DS Pascal	5.73	96%	
15	Mace	5.87	98%	

Statistical Analysis

Site Mean (t/ha)	5.961
Probability	0.288
Least significant difference 5%	0.7444
CV %	3.3

Site Details

Soil Description:	Sandy Loam
Date Sown:	Monday, 21 May 2018
Date Harvested	Friday, 14 December 2018
Seeding Rate:	65 kg/ha

Plot Dimensions

Length (m)	Width (m)	Area (m2)	Conversion Factor
150	12	0.18	5.56

PLATINUM SPONSORS



DIAMOND SPONSORS



Seed Company Sponsors: AGT, Intergrain, Nuseed, SeedNet, DuPont Pioneer, Bayer

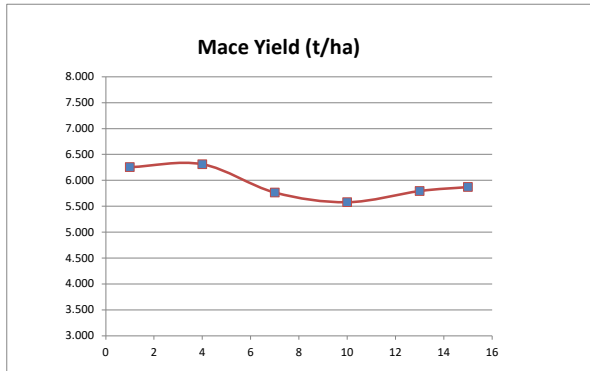


HARVEST DATA - SEPWA Wheat Variety Trial - Warakirri, Condingup Harvested 14th December 2018

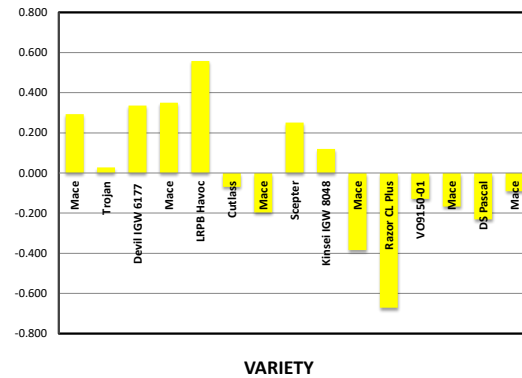
Plot	Variety!	Plot Length	Plot Width	Area (ha)	Weight (kgs)	Yield (t/ha)	Plot 2	% of Site Mean
1	Mace	150	12	0.18	1126	6.254	1	105%
2	Trojan	150	12	0.18	1078	5.989	4	100%
3	Devil IGW 6177	150	12	0.18	1133	6.297	9	106%
4	Mace	150	12	0.18	1136	6.311	16	106%
5	LRPB Havoc	150	12	0.18	1173	6.519	25	109%
6	Cutlass	150	12	0.18	1061	5.892	36	99%
7	Mace	150	12	0.18	1038	5.765	49	97%
8	Scepter	150	12	0.18	1118	6.212	64	104%
9	Kinsei IGW 8048	150	12	0.18	1095	6.081	81	102%
10	Mace	150	12	0.18	1004	5.577	100	94%
11	Razor CL Plus	150	12	0.18	952	5.290	121	89%
12	VO9150-01	150	12	0.18	1050	5.832	144	98%
13	Mace	150	12	0.18	1043	5.794	169	97%
14	DS Pascal	150	12	0.18	1031	5.730	196	96%
15	Mace	150	12	0.18	1057	5.870	225	98%

Average of Yield (t/ha)	
Variety!	Total
Razor CL Plus	5.290
DS Pascal	5.730
VO9150-01	5.832
Cutlass	5.892
Mace	5.929
Trojan	5.989
Kinsei IGW 8048	6.081
Scepter	6.212
Devil IGW 6177	6.297
LRPB Havoc	6.519
Grand Total	5.961

Plot	Variety!	Plot Length	Plot Width	Area (ha)	Weight (kgs)	Yield (t/ha)	Plot 2	% of Site Mean
1	Mace	150	12	0.18	1126	6.254	1	105%
4	Mace	150	12	0.18	1136	6.311	16	106%
7	Mace	150	12	0.18	1038	5.765	49	97%
10	Mace	150	12	0.18	1004	5.577	100	94%
13	Mace	150	12	0.18	1043	5.794	169	97%
15	Mace	150	12	0.18	1057	5.870	225	98%



**2018 SEPWA Wheat Variety Trial
Variety comparison to Site Mean (t/ha)
Warakirri, Condingup**



PLATINUM SPONSORS



DIAMOND SPONSORS



**Seed Company Sponsors: AGT, Intergrain,
Nuseed, SeedNet, DuPont Pioneer, Bayer**