

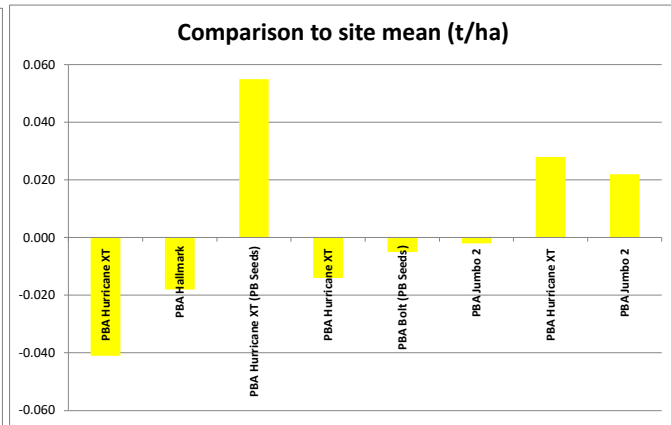
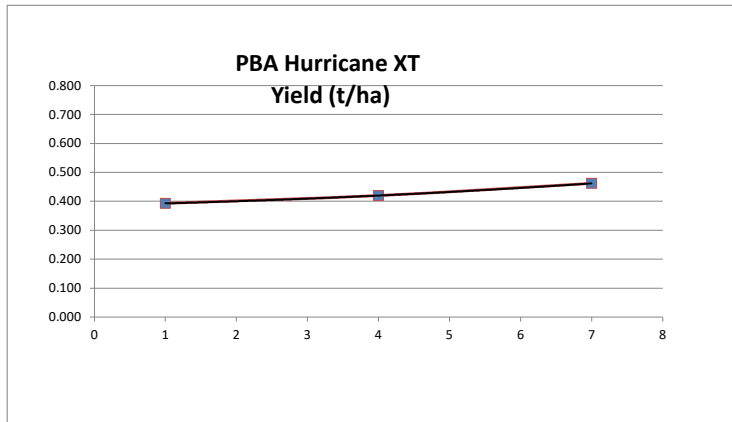


HARVEST DATA - SEPWA/PASE Lentil Variety Trial - A Perks, Beaumont Harvested 4th November 2019

Plot	Variety!	Plot Length	Plot Width	Area (ha)	Weight (kgs)	Yield (t/ha)	Plot 2	% of Site Mean
1	PBA Hurricane XT	310	13.5	0.419	164	0.393	1	91%
2	PBA Hallmark	310	13.5	0.419	174	0.416	4	96%
3	PBA Hurricane XT (PB Seeds)	310	13.5	0.419	205	0.489	9	113%
4	PBA Hurricane XT	310	13.5	0.419	176	0.420	16	97%
5	PBA Bolt (PB Seeds)	310	13.5	0.419	180	0.429	25	99%
6	PBA Jumbo 2	310	13.5	0.419	181	0.432	36	100%
7	PBA Hurricane XT	310	13.5	0.419	193	0.462	49	106%
8	PBA Jumbo 2	310	13.5	0.419	191	0.456	64	105%

Average of Yield (t/ha)	
Variety!	Total
Hallmark	0.416
Hurricane (Farmer)	0.425
Bolt (PB Seeds)	0.429
Jumbo 2 (PB Seeds)	0.432
Hurricane XT (PB Seeds)	0.489
Grand Total	0.434

Plot	Variety!	Plot Length	Plot Width	Area (ha)	Weight (kgs)	Yield (t/ha)	Plot 2	% of Site Mean
1	PBA Hurricane XT	310	13.5	0.419	164	0.393	1	91%
4	PBA Hurricane XT	310	13.5	0.419	176	0.420	16	97%
7	PBA Hurricane XT	310	13.5	0.419	193	0.462	49	106%



PLATINUM SPONSORS



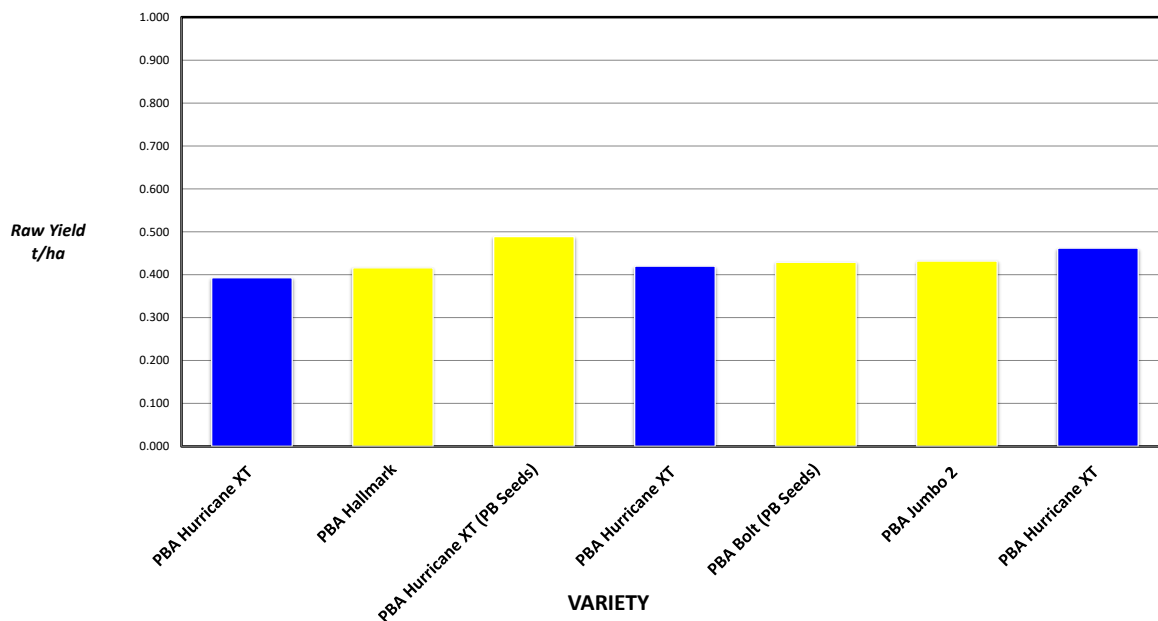
DIAMOND SPONSORS



**Seed Company Sponsors: AGT, Intergrain,
Nuseed, SeedNet, Pioneer, Bayer**



2019 SEPWA/PASE Lentil Variety Trial P Perks, Beaumont



Plot	Variety!	Yield (t/ha)	% of Site Mean
1	PBA Hurricane XT	0.393	91%
2	PBA Hallmark	0.416	96%
3	PBA Hurricane XT (PB Seeds)	0.489	113%
4	PBA Hurricane XT	0.420	97%
5	PBA Bolt (PB Seeds)	0.429	99%
6	PBA Jumbo 2	0.432	100%
7	PBA Hurricane XT	0.462	106%
8	PBA Jumbo 2	0.456	105%

Statistical Analysis

Site Mean (t/ha)	0.437
Probability	0.509
Least significant difference 5%	0.1104
CV %	6.9

Site Details

Soil Description:	Clay Loam
Date Sown:	Wednesday, 15 May 2019
Date Harvested	Monday, 4 November 2019
Seeding Rate:	45 kg/ha

Plot Dimensions

Length (m)	Width (m)	Area (m ²)	Conversion Factor
310	13.5	0.42	2.39

PLATINUM SPONSORS



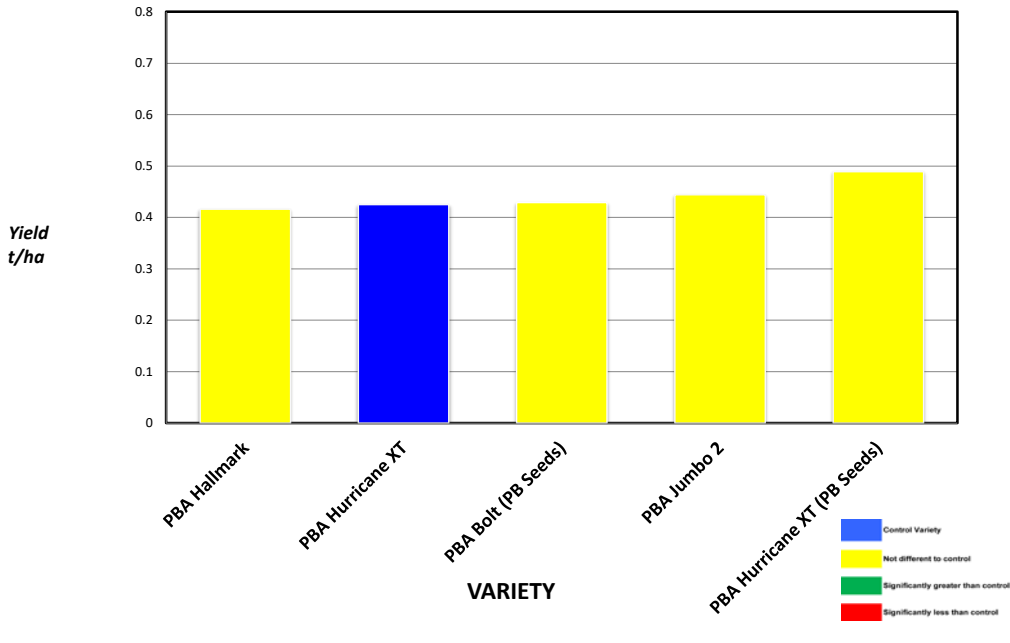
DIAMOND SPONSORS



Seed Company Sponsors: AGT, Intergrain, Nuseed, SeedNet, Pioneer, Bayer



2019 SEPWA/PASE Lentil Variety Trial A Perks, Beaumont



Variety	Yield (t/ha)	% of PBA Hurricane XT	Moisture %	Defective Seeds (g)	Defective Pulse	Lentil Class
PBA Hallmark	0.416	98%	11.20	1.47	0.7%	Lentil1
PBA Hurricane XT	0.425	100%	10.50	0.88	0.4%	Lentil1
PBA Bolt	0.429	101%	10.90	1.59	0.8%	Lentil1
PBA Jumbo 2	0.444	104%	11.10	3.42	1.7%	Lentil1
PBA Hurricane XT (PB Seeds)	0.489	115%	10.70	1.29	0.6%	Lentil1

Maximum Defective for LENT1 6g 3%
Maximum Defective for LENT2 10g 5%

Defective Pulse

Kernels that are black, broken, chipped, diseased, frost damaged, insect damaged, orange tip, sappy, shrivelled, split, sprouted, weather damaged and wrinkled. Includes broken and unbroken pods that contain Red Lentils, loose seed coat, 3% blondes (Aldinga only) and all Red Lentil seed material falling through the slotted screen.

Site Mean (t/ha)	0.437
Probability	0.509
Least significant difference 5%	0.110
CV %	6.9

Site Details

Soil Description:	Clay Loam
Date Sown:	Wednesday, 15 May 2019
Date Harvested	Monday, 4 November 2019
Seeding Rate:	45 kg/ha

Plot Dimensions

Length (m)	310
Width (m)	13.5
Plot Area (ha)	0.42
Conversion Factor	2.39

Rainfall Data

Growing Season (mm)	224.8
Site Yield (t/ha)	0.437
kg/mm - Rainfall	1.94

RAINFALL 2019 (mm)	January	2.8	
	February	0	
	March	7.8	
	April	12.2	12.2
	May	32.4	44.6
	June	62.2	106.8
	July	15.4	122.2
	August	68	190.2
	September	6.8	197
	October	27.8	224.8
	Total	235.4	

Station: Beaumont West



PLATINUM SPONSORS



DIAMOND SPONSORS



Seed Company Sponsors: AGT, Intergrain, Nuseed, SeedNet, Pioneer, Bayer