

## SEPWA Barley Variety Trials - Head Loss - AE & FJ Stewart Wittenoom Hills

### Head Loss counts taken 17th November, 2020

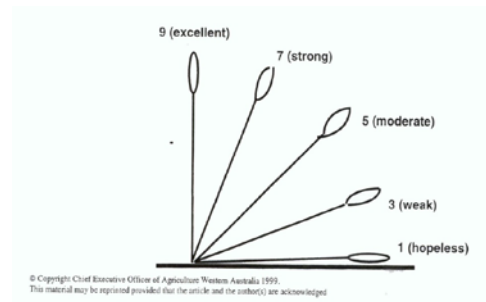
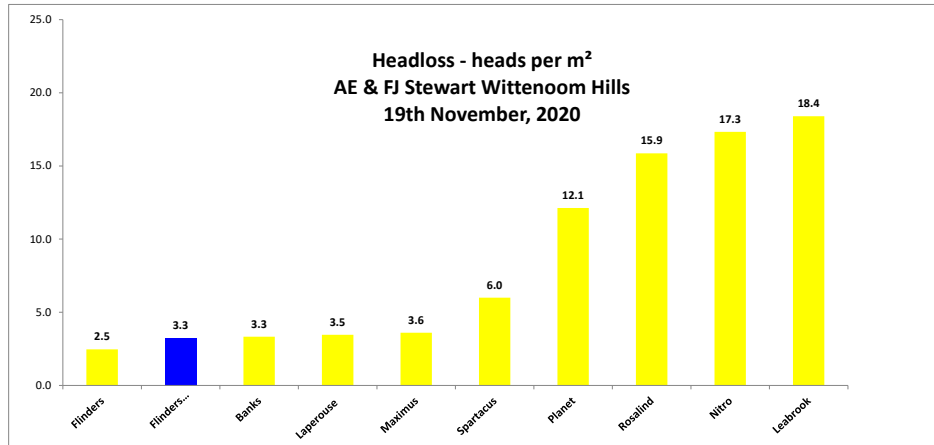


Plot	Variety!	Lodging Score	1	2	3	4	5	6	7	8	9	10	11	12	13	14	15	16	17	18	19	20	21	22	23	24	25	Average per Quadrat	Row Spacing	Heads per m <sup>2</sup>		
1	Flinders Spraytrack	8.5	1	1	0	0	0	0	2	3	2	1	1	3	1	2	0	2	1	2	1	2	1	0	1	2	2	1.2	30	4.1		
2	Nitro	5 to 7	3	3	6	4	5	7	8	4	6	6	5	6	4	5	4	6	5	7	4	6	5	4	5	5	5.2	30	17.3			
3	Flinders	8.5	1	1	1	2	2	0	1	1	0	2	1	3	1	0	0	1	1	0	2	2	2	3	0	1	0	1.1	30	3.7		
4	Flinders Spraytrack	8.5	1	2	1	3	1	0	2	0	1	0	0	1	0	1	1	2	2	1	2	2	1	1	1	0	2	1.1	30	3.7		
5	Maximus	8.0	1	1	3	0	0	0	1	0	1	0	3	0	3	2	1	3	0	0	1	1	0	0	1	2	3	1.1	30	3.6		
6	Spartacus	8.0	4	2	2	3	2	3	1	1	1	2	0	3	2	0	1	1	0	2	3	4	4	1	1	0	2	1.8	30	6.0		
7	Flinders Spraytrack	8.5	2	0	0	2	1	1	3	0	0	0	1	0	0	1	0	2	0	2	0	1	0	2	3	3	1	1.0	30	3.3		
8	Leabrook	4 to 6	7	4	6	4	5	6	4	6	4	4	5	6	6	6	5	7	5	6	7	4	6	3	5	7	10	5.5	30	18.4		
9	Laperouse	8.0	1	0	0	2	0	2	0	0	1	3	0	0	1	0	0	0	1	0	1	2	1	2	3	4	2	1.0	30	3.5		
10	Flinders Spraytrack	8.5	1	0	0	1	1	1	1	1	2	1	0	2	0	0	0	0	1	1	1	1	3	3	1	0	1	0.9	30	3.1		
11	RGT Planet	5 to 7	4	3	7	4	5	0	4	3	3	2	1	2	3	4	2	3	3	3	4	6	3	4	7	4	7	3.6	30	12.1		
12	Banks	4.0	0	2	0	1	0	0	0	1	2	0	1	2	1	2	0	2	2	0	2	0	1	1	2	3	2	0	0	1.0	30	3.3
13	Flinders Spraytrack	8.5	0	1	0	2	0	1	0	1	0	0	1	0	0	2	1	0	1	0	0	1	1	1	0	1	1	0.6	30	2.0		
14	Rosalind	6.0	3	4	3	1	4	5	4	3	5	3	2	6	9	7	8	9	6	3	5	5	6	7	3	5	4.8	30	15.9			
15	Flinders	8.5	0	0	0	0	1	0	0	0	1	0	0	1	2	0	0	0	0	1	0	1	0	1	0	0	1	0.4	30	1.2		

Row Labels	Heads per m <sup>2</sup>
Flinders	2.5
Flinders Spraytrack	3.3
Banks	3.3
Laperouse	3.5
Maximus	3.6
Spartacus	6.0
Planet	12.1
Rosalind	15.9
Nitro	17.3
Leabrook	18.4
<b>Grand Total</b>	<b>6.8</b>

Lodging Score—9:Erect, 5 : 45 degrees, 1 :Flat on Ground

Note : Banks, Leabrook and Nitro some bad lodging in areas - possible straw strength



**PLATINUM SPONSORS**



**DIAMOND SPONSORS**



**Seed Company Sponsors: AGT, Intergrain, Nuseed  
SeedNet, Pioneer, Bayer, Pacific Seeds, SeedForce**

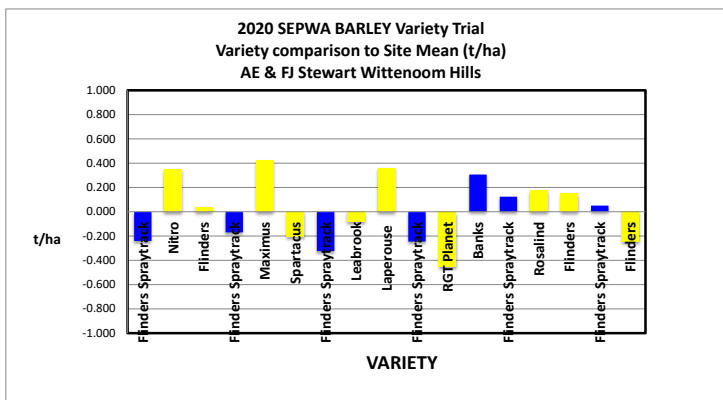
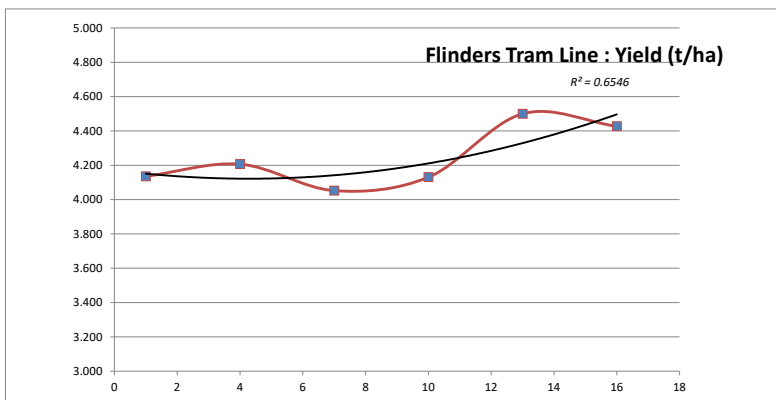
## HARVEST DATA - SEPWA Barley Variety Trial - AE & FJ Stewart Wittenoom Hills Harvested - 19th November 2020



Plot	Variety!	Plot Length	Plot Width	Area (ha)	Weight (kgs)	Yield (t/ha)	Plot 2	% of Site Mean
1	Flinders Spraytrack	160	12	0.192	794	4.135	1	95%
2	Nitro	160	12	0.192	908	4.729	4	108%
3	Flinders	160	12	0.192	848	4.417	9	101%
4	Flinders Spraytrack	147	12	0.176	742	4.206	16	96%
5	Maximus	160	12	0.192	922	4.802	25	110%
6	Spartacus	160	12	0.192	800	4.167	36	95%
7	Flinders Spraytrack	160	12	0.192	778	4.052	49	93%
8	Leabrook	160	12	0.192	824	4.292	64	98%
9	Laperouse	145	12	0.174	824	4.736	81	108%
10	Flinders Spraytrack	160	12	0.192	793	4.130	100	94%
11	RGT Planet	160	12	0.192	753	3.922	121	90%
12	Banks	160	12	0.192	899	4.682	144	107%
13	Flinders Spraytrack	160	12	0.192	864	4.500	169	103%
14	Rosalind	160	12	0.192	874	4.552	196	104%
15	Flinders	160	12	0.192	869	4.526	225	103%
16	Flinders Spraytrack	160	12	0.192	850	4.427	256	101%
17	Flinders	160	12	0.192	792	4.125	289	94%

Average of Yield (t/ha)	
Variety!	Total
Planet	3.922
Spartacus	4.167
Flinders Spraytrack	4.242
Leabrook	4.292
Flinders	4.356
Rosalind	4.552
Banks	4.682
Nitro	4.729
Laperouse	4.736
Maximus	4.802
Grand Total	4.376

Plot	Variety!	Plot Length	Plot Width	Area (ha)	Weight (kgs)	Yield (t/ha)	Plot 2	% of Site Mean
1	Flinders Spraytrack	160	12	0.192	794	4.135	1	95%
4	Flinders Spraytrack	147	12	0.176	742	4.206	16	96%
7	Flinders Spraytrack	160	12	0.192	778	4.052	49	93%
10	Flinders Spraytrack	160	12	0.192	793	4.130	100	94%
13	Flinders Spraytrack	160	12	0.192	864	4.500	169	103%
16	Flinders Spraytrack	160	12	0.192	850	4.427	256	101%



**PLATINUM SPONSORS**

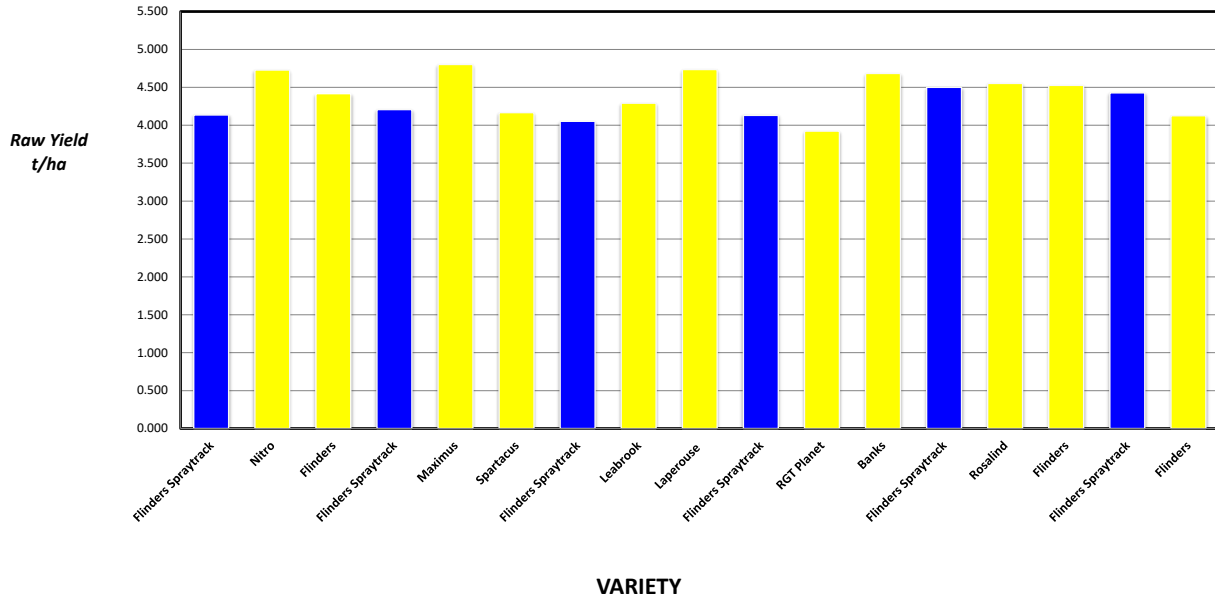


**DIAMOND SPONSORS**



**Seed Company Sponsors: AGT, Intergrain, Nuseed  
SeedNet, Pioneer, Bayer, Pacific Seeds, SeedForce**

## 2020 SEPWA BARLEY Variety Trial AE & FJ Stewart Wittenoom Hills



Plot	Variety!	Yield (t/ha)	% of Site Mean
1	Flinders Spraytrack	4.135	95%
2	Nitro	4.729	108%
3	Flinders	4.417	101%
4	Flinders Spraytrack	4.206	96%
5	Maximus	4.802	110%
6	Spartacus	4.167	95%
7	Flinders Spraytrack	4.052	93%
8	Leabrook	4.292	98%
9	Laperouse	4.736	108%
10	Flinders Spraytrack	4.130	94%
11	RGT Planet	3.922	90%
12	Banks	4.682	107%
13	Flinders Spraytrack	4.500	103%
14	Rosalind	4.552	104%
15	Flinders	4.526	103%
16	Flinders Spraytrack	4.427	101%
17	Flinders	4.125	94%



### Site Details

Soil Description: Sandy Loam  
 Date Sown: Friday, 8 May 2020  
 Date Harvested: Thursday, 19 November 2020  
 Seeding Rate: 90 kg/ha

### Statistical Analysis

Site Mean (t/ha) 4.376  
 Probability 0.087  
 Least significant difference 5% 0.4807  
 CV % 4.3

### Plot Dimensions

Length (m)	Width (m)	Area (m <sup>2</sup> )	Conversion Factor
160	12	0.192	5.21

### PLATINUM SPONSORS

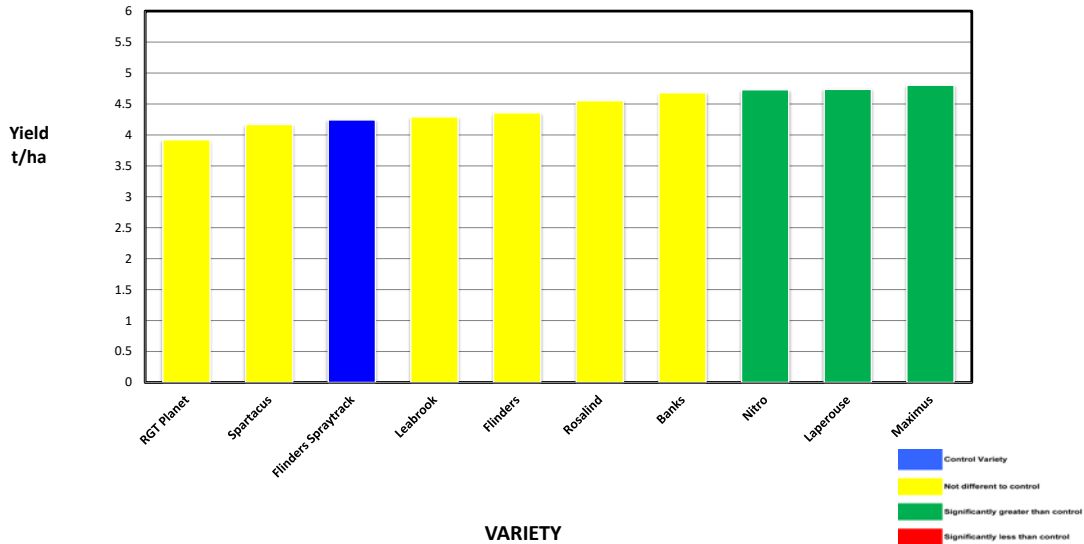


### DIAMOND SPONSORS



**Seed Company Sponsors:** AGT, Intergrain, Nuseed  
 SeedNet, Pioneer, Bayer, Pacific Seeds, SeedForce

## 2020 SEPWA BARLEY Variety Trial AE & FJ Stewart Wittenoom Hills



Variety	Maturity	Yield (t/ha)	% of Flinders Spraytrack	Protein %	Colour	Hect kg/ha	Screenings %	Grade
RGT Planet	Mid-season	3.922	90%	10.5	55	58	38.1	BFED1
Spartacus	Early Season	4.167	96%	12.3	57	64	31.6	Malt2
Flinders Spraytrack	Mid-late maturing	4.242	97%	13.1	56	63	26.5	BFED1
Leabrook (Stage 2)	Early - Mid season	4.292	99%	10.1	57	63	6.8	Malt2
Flinders	Mid-late maturing	4.356	100%	13.1	56	63	26.5	BFED1
Rosalind	Mid-season	4.552	104%	11.8	56	66	19.7	BFED1
Banks	Mid-late maturing	4.682	107%	12.0	57	64	43.0	BFED1
Nitro	mid-season	4.729	109%	10.3	56	61	15.2	BFED1
Laperouse (Stage 1)	Mid-season	4.736	109%	10.9	57	62	22.6	Malt2
Maximus (Stage 2)	Early Season	4.802	110%	10.2	56	65	8.7	Malt1

*Stage 1 or Stage 2 denotes under early stage of malt evaluation*

Site Mean (t/ha) 4.376  
 Probability 0.087  
 Least significant difference 5% 0.481  
 CV % 4.3

### Site Details

Soil Description: Sandy Loam  
 Date Sown: Friday, 8 May 2020  
 Date Harvested: Thursday, 19 November 2020  
 Seeding Rate: 90 kg/ha

### Plot Dimensions

Length (m) 160  
 Width (m) 12  
 Plot Area (ha) 0.19  
 Conversion Factor 5.21

### Rainfall Data

Growing Season (mm) 241.8  
 Site Yield (t/ha) 4.376  
 kg/mm - Rainfall 18.10

RAINFALL 2020 (mm)	January	29.8	
	February	46.2	
	March	8.8	
	April	20.6	20.6
	May	38.8	59.4
	June	20.2	79.6
	July	55	134.6
	August	74.2	208.8
	September	21.2	230
	October	11.8	241.8
	November	76.4	
	Total	403	

Cumulative Growing Season Rainfall

Station: DPIRD Mt Burdett



### PLATINUM SPONSORS



### DIAMOND SPONSORS



**Seed Company Sponsors: AGT, Intergrain, Nuseed  
 SeedNet, Pioneer, Bayer, Pacific Seeds, SeedForce**