

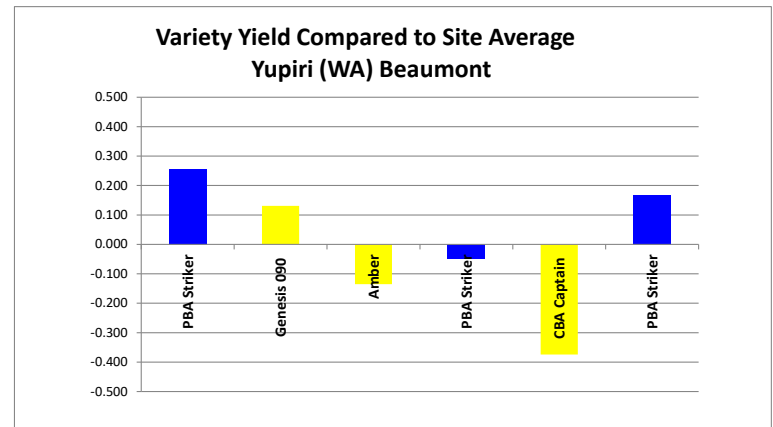
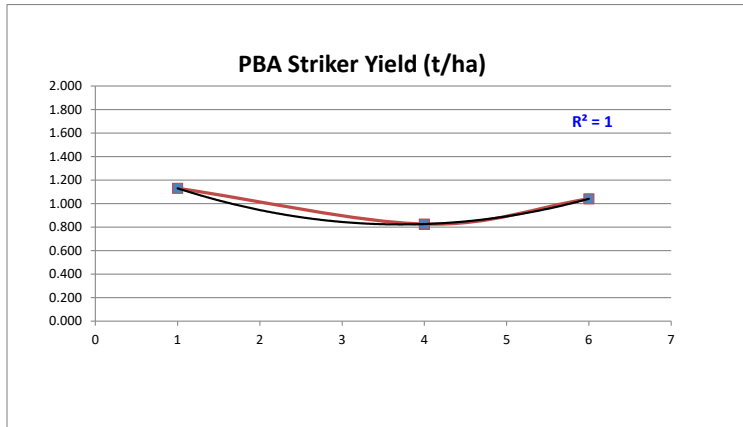


## HARVEST DATA - SEPWA/PASE Chickpea Variety Trial - Yupiri (WA) Beaumont Harvested 29th November 2020

Plot	Variety!	Plot Length	Plot Width	Area (ha)	Weight (kgs)	Yield (t/ha)	Plot 1	% of Site Mean
1	PBA Striker	200	12	0.240	271	1.130	1	129%
2	Genesis 090	200	12	0.240	241	1.005	4	115%
3	Amber	200	12	0.240	177	0.739	9	85%
4	PBA Striker	200	12	0.240	198	0.826	16	95%
5	CBA Captain	200	12	0.240	120	0.500	25	57%
6	PBA Striker	200	12	0.240	250	1.041	36	119%

Average of Yield (t/ha)	Total
Variety!	
CBA Captain	0.500
Amber	0.739
PBA Striker	0.999
Genesis 090	1.005
Average of Yield (t/ha)	0.874

Plot	Variety!	Plot Length	Plot Width	Area (ha)	Weight (kgs)	Yield (t/ha)	Plot 2	% of Site Mean
1	PBA Striker	200	12	0.240	271	1.130	1	129%
4	PBA Striker	200	12	0.240	198	0.826	16	95%
6	PBA Striker	200	12	0.240	250	1.041	36	119%



### PLATINUM SPONSORS



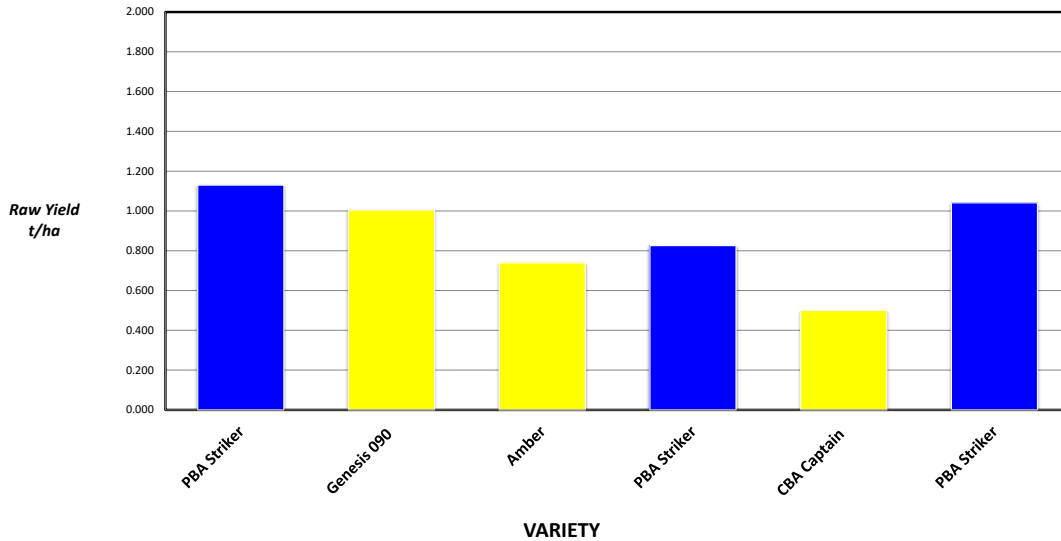
### DIAMOND SPONSORS



Seed Company Sponsors : AGT, Intergrain, Nuseed  
SeedNet, Pioneer, Bayer, Pacific Seeds, SeedForce



### 2020 SEPWA/PASE Chickpea Variety Trial Yupiri (WA) Beaumont



Plot	Variety	Yield (t/ha)	% of Site Mean
1	PBA Striker	1.130	129%
2	Genesis 090	1.005	115%
3	Amber	0.739	85%
4	PBA Striker	0.826	95%
5	CBA Captain	0.500	57%
6	PBA Striker	1.041	119%



#### Site Details

Soil Description: Sand over Clay Duplex  
 Date Sown: Thursday, 18 June 2020  
 Date Harvested: Sunday, 29 November 2020  
 Seeding Rate: 50 kg/ha

#### Plot Dimensions

Length (m)	Width (m)	Area (m <sup>2</sup> )	Conversion Factor
200	12	0.24	4.17

#### Statistical Analysis

Site Mean (t/ha)	0.873
Probability	0.258
Least significant difference 5%	0.7765
CV %	17.9



#### PLATINUM SPONSORS



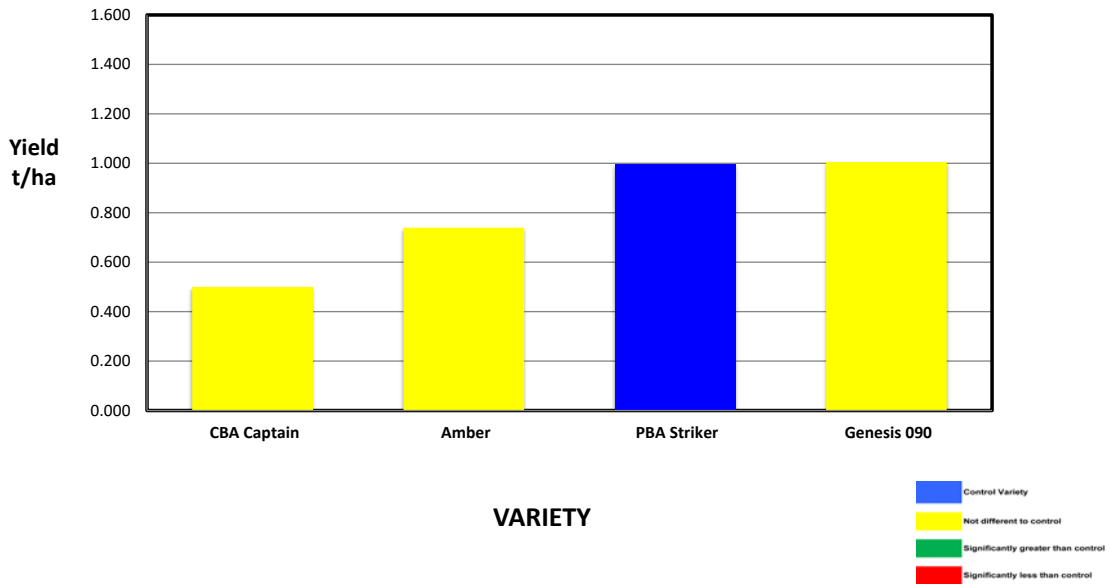
#### DIAMOND SPONSORS



Seed Company Sponsors: AGT, Intergrain, Nuseed  
 SeedNet, Pioneer, Bayer, Pacific Seeds, SeedForce



### 2020 SEPWA/PASE Chickpea Variety Trial Yupiri (WA) Beaumont



Variety	Yield (t/ha)	% of PBA Striker	Moisture %	Protein	Defective Pulse (g)
CBA Captain	0.5	50%	12.30	18.7	1.7
Amber	0.739	74%	12.71	18.6	1.3
PBA Striker	0.999	100%	12.70	19.0	1.0
Genesis 090	1.005	101%	12.40	17.5	0.4

**Site Mean (t/ha)** 0.873  
**Probability** 0.258  
**Least significant difference 5%** 0.7765  
**CV %** 17.9

#### Site Details

**Soil Description:** Sand over Clay Duplex  
**Date Sown:** Thursday, 18 June 2020  
**Date Harvested** Sunday, 29 November 2020  
**Seeding Rate:** 50 kg/ha

#### Plot Dimensions

**Length (m)** 200  
**Width (m)** 12  
**Plot Area (ha)** 0.24  
**Conversion Factor** 4.17

#### Rainfall Data

**Growing Season (mm)** 164.2  
**Site Yield (t/ha)** 0.873  
**kg/mm - Rainfall** 5.3

RAINFALL 2020 (mm)	January	18.8	
	February	38	
	March	32.4	
	April	8.4	8.4
	May	14.4	22.8
	June	11	33.8
	July	26	59.8
	August	62.4	122.2
	September	22	144.2
	October	20	164.2
	November	65	
	<b>Total</b>	<b>318.4</b>	

**Cumulative Growing Season Rainfall**

**Station:** DPIRD Mount Buraminya



#### PLATINUM SPONSORS



#### DIAMOND SPONSORS



**Seed Company Sponsors:** AGT, Intergrain, Nuseed, SeedNet, Pioneer, Bayer, Pacific Seeds, SeedForce