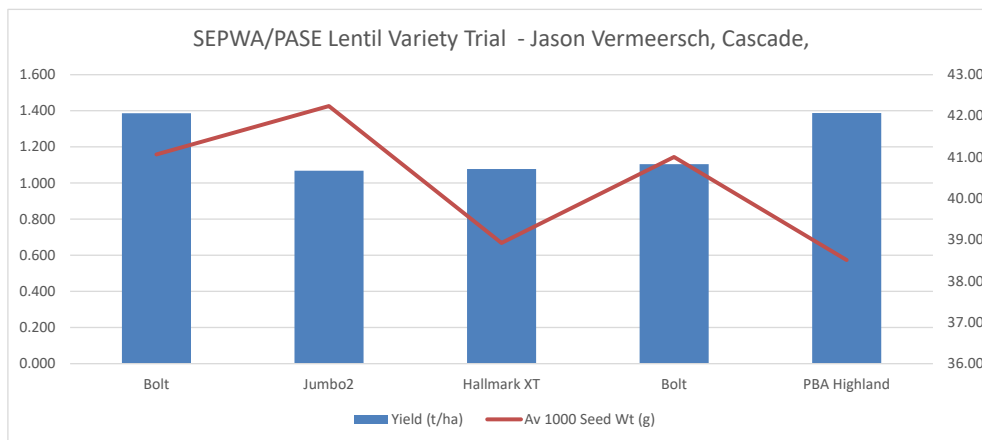




HARVEST DATA - SEPWA/PASE Lentil Variety Trial - Jason Vermeersch, Cascade Harvested 27th October 2020

Plot	Variety!	Yield (t/ha)	1000 Seed Wt (g)	1000 Seed Wt (g)	Av 1000 Seed Wt (g)	% of Site Mean (Seed Size)
1	Bolt	1.386	40.94	41.20	41.07	102%
2	Jumbo2	1.068	42.56	41.92	42.24	105%
3	Hallmark XT	1.077	38.19	39.66	38.93	96%
4	Bolt	1.104	41.14	40.87	41.01	102%
5	PBA Highland	1.388	38.49	38.53	38.51	95%

Data		
Variety!	Average of Yield (t/ha)	1000 Seed Wt (g)
Jumbo2	1.068	42.24
Hallmark XT	1.077	38.93
Bolt	1.245	41.04
PBA Highland	1.388	38.51
Average	1.205	40.35



PLATINUM SPONSORS



DIAMOND SPONSORS



**Seed Company Sponsors: AGT, Intergrain, Nuseed
SeedNet, Pioneer, Bayer, Pacific Seeds, SeedForce**

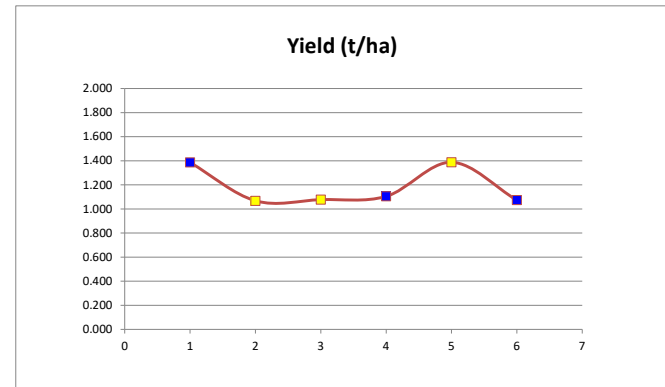
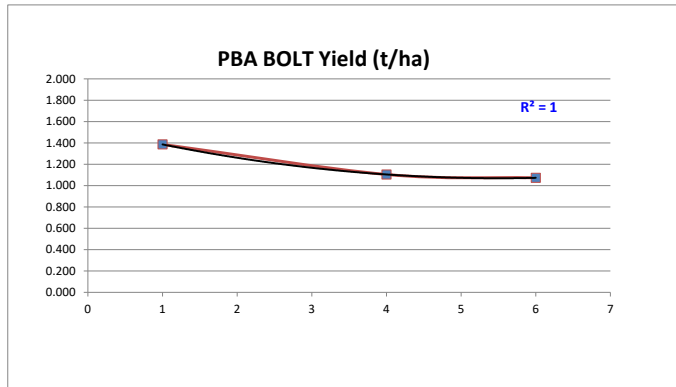


HARVEST DATA - SEPWA/PASE Lentil Variety Trial - Jason Vermeersch, Cascade
Harvested 17th October 2020

Plot	Variety!	Plot Length	Plot Width	Area (ha)	Weight (kgs)	Yield (t/ha)	Plot 2	% of Site Mean
1	Bolt	466	12.2	0.569	788	1.386	1	117%
2	Jumbo2	416	12.2	0.508	542	1.068	4	90%
3	Hallmark XT	385	12.2	0.470	506	1.077	9	91%
4	Bolt	426	12.2	0.520	574	1.104	16	93%
5	PBA Highland	456	12.2	0.556	772	1.388	25	117%
6	Bolt	466	12.2	0.569	610	1.073	36	91%

Average of Yield (t/ha)	Total
Variety!	
Jumbo2	1.068
Hallmark XT	1.077
Bolt	1.188
PBA Highland	1.388
Average of Yield (t/ha)	1.183

Plot	Variety!	Plot Length	Plot Width	Area (ha)	Weight (kgs)	Yield (t/ha)	Plot 2	% of Site Mean
1	Bolt	466	12.2	0.569	788	1.386	1	117%
4	Bolt	426	12.2	0.520	574	1.104	16	93%
6	Bolt	466	12.2	0.569	610	1.073	36	91%



PLATINUM SPONSORS



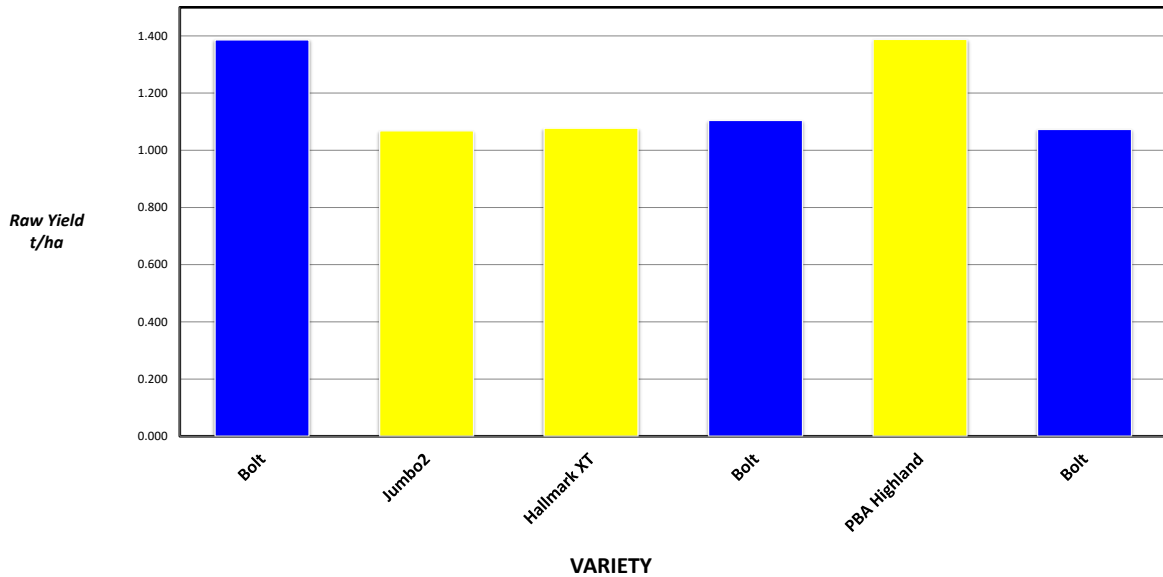
DIAMOND SPONSORS



**Seed Company Sponsors: AGT, Intergrain, Nuseed
 SeedNet, Pioneer, Bayer, Pacific Seeds, SeedForce**



2020 SEPWA/PASE Lentil Variety Trial
Jason Vermeersch, Cascade



Plot	Variety!	Yield (t/ha)	% of Site Mean
1	Bolt	1.386	117%
2	Jumbo2	1.068	90%
3	Hallmark XT	1.077	91%
4	Bolt	1.104	93%
5	PBA Highland	1.388	117%
6	Bolt	1.073	91%

Note - some variability within plots due to high EC affected areas - plots adjusted re drone image.



Statistical Analysis

Site Mean (t/ha)	1.183
Probability	0.617
Least significant difference 5%	0.8565
CV %	14.6

Site Details

Soil Description:	Duplex
Date Sown:	Thursday, 16 April 2020
Date Harvested	Saturday, 17 October 2020
Seeding Rate:	40 kg/ha

Plot Dimensions

Length (m)	Width (m)	Area (m2)	Conversion Factor
466	12.2	0.57	1.76

PLATINUM SPONSORS



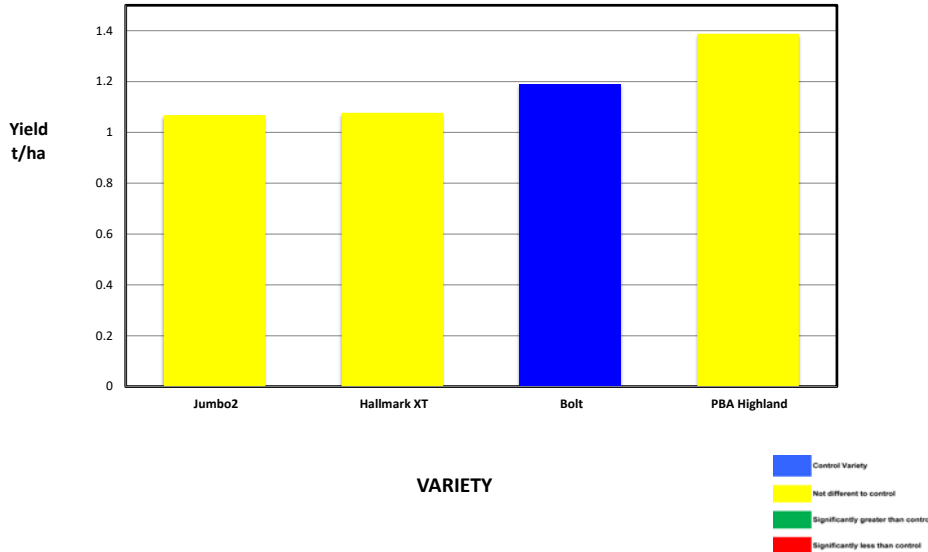
DIAMOND SPONSORS



Seed Company Sponsors : AGT, Intergrain, Nuseed SeedNet, Pioneer, Bayer, Pacific Seeds, SeedForce



2020 SEPWA/PASE Lentil Variety Trial Jason Vermeersch, Cascade



Variety	Yield (t/ha)	% of Bolt	Moisture %	Defective Pulse (g)	Poor Colour Pulse (g)
Jumbo2	1.068	90%	11.60	8.0	0.2
Hallmark XT	1.077	91%	11.80	10.4	0.5
Bolt	1.188	100%	11.60	4.5	0.6
PBA Highland	1.388	117%	11.60	5.4	0.2

Site Mean (t/ha) 1.183
 Probability 0.617
 Least significant difference 5% 0.8565
 CV % 14.6

Site Details

Soil Description: Duplex
 Date Sown: Thursday, 16 April 2020
 Date Harvested: Saturday, 17 October 2020
 Seeding Rate: 40 kg/ha

Plot Dimensions

Length (m) 466
 Width (m) 12.2
 Plot Area (ha) 0.57
 Conversion Factor 1.76

Rainfall Data

Growing Season (mm) 186.9
 Site Yield (t/ha) 1.183
 kg/mm - Rainfall 6.3

RAINFALL 2020 (mm)	January	16	
	February	49.2	
	March	48.2	
	April	11.2	11.2
	May	24.6	35.8
	June	35.8	71.6
	July	36.2	107.8
	August	53	160.8
	September	14.5	175.3
	October	11.6	186.9
	November		
	Total	300.3	

Station: DPIRD Cascade NW(CS002)



PLATINUM SPONSORS



DIAMOND SPONSORS



Seed Company Sponsors: AGT, Intergrain, Nuseed
 SeedNet, Pioneer, Bayer, Pacific Seeds, SeedForce