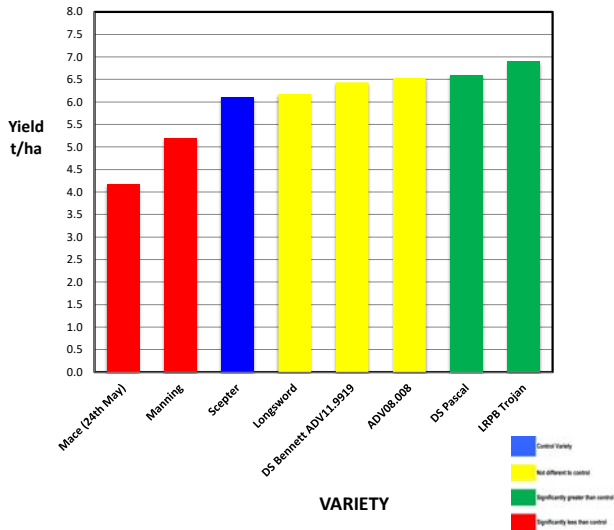
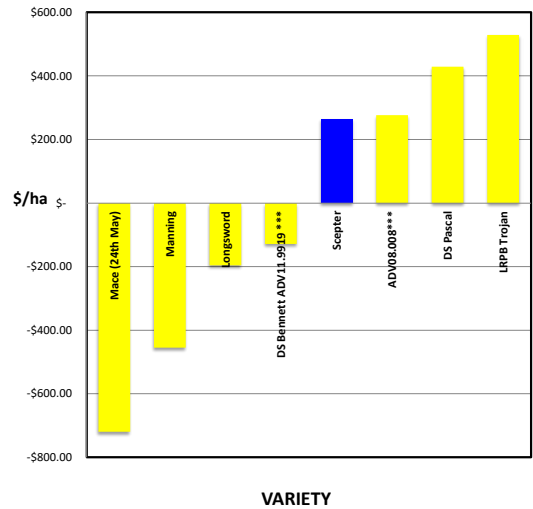


**2018 SEPWA Long Season Wheat Variety Trial
 Warakirri, Condingup**



**2018 SEPWA Long Season Wheat Variety Trial
 Farmanco Income Ranking – Variety vs Site Average
 Warakirri, Condingup**



Variety	Maturity	Yield (t/ha)	% of Scepter	Protein %	Gluten %	Starch %	Hect kg/ha	Screenings %	Falling Numbers	Grade	Farmanco Economic Ranking
Mace (24th May)	Mid	4.180	68%	11.9	27.9	76.7	66.5	1.4	305		\$ 1,095.16
Manning	Winter Type	5.190	85%	10.7	21.2	84.5	60.3	1.9	305		\$ 1,359.78
Scepter	Early - Mid	6.112	100%	10.3	21.2	72.1	74.8	1.5	305		\$ 2,078.08
Longsword	Winter Type	6.178	101%	11.7	26.8	61.4	72.7	0.8	305	NO FALLING NUMBERS RECORDED	\$ 1,618.64
DS Bennett ADV11.9919 ***	Winter Type	6.435	105%	13.0	31.1	87.2	66.3	3.8	305		\$ 1,685.97
ADV08.008***	Winter Type	6.534	107%	11.4	25.1	83.8	69.2	1.0	305		\$ 2,090.88
DS Pascal	Late	6.599	108%	12.1	27.8	62.8	74.6	0.4	305		\$ 2,243.66
LRPB Trojan	Mid	6.893	113%	11.4	26.9	58.8	74.1	0.3	305		\$ 2,343.62

No Falling Numbers recorded - have assumed no problems with any of the varieties : indications from other LSW show no issue with falling numbers
 DS Bennett ADV11.9919 *** and ADV08.008*** are still under classification review

Site Mean (t/ha) 5.988
 Probability <.001
 Least significant difference 5% 0.4338
 CV % 3.8

Site Details

Soil Description: Sand over gravel
 Date Sown: Sunday, 29 April 2018
 Date Harvested: Friday, 7 December 2018
 Seeding Rate: 80 kg/ha

Plot Dimensions

Length (m) 125
 Width (m) 12
 Plot Area (ha) 0.15
 Conversion Factor 6.67

Rainfall Data

Growing Season (mm) 339.4
 Site Yield (t/ha) 5.988
 kg/mm - Rainfall 17.6

RAINFALL 2018 (mm)	January	February	March	April	May	June	July	August	September	October	November	Total
	1	111.2	23.6	19.8	22	34.4	34.8	127	39.8	61.6	53	528.2
				19.8	41.8	76.2	111	238	277.8	339.4		

Cumulative Growing Season Rainfall

Station Boyatup 1



PLATINUM SPONSORS

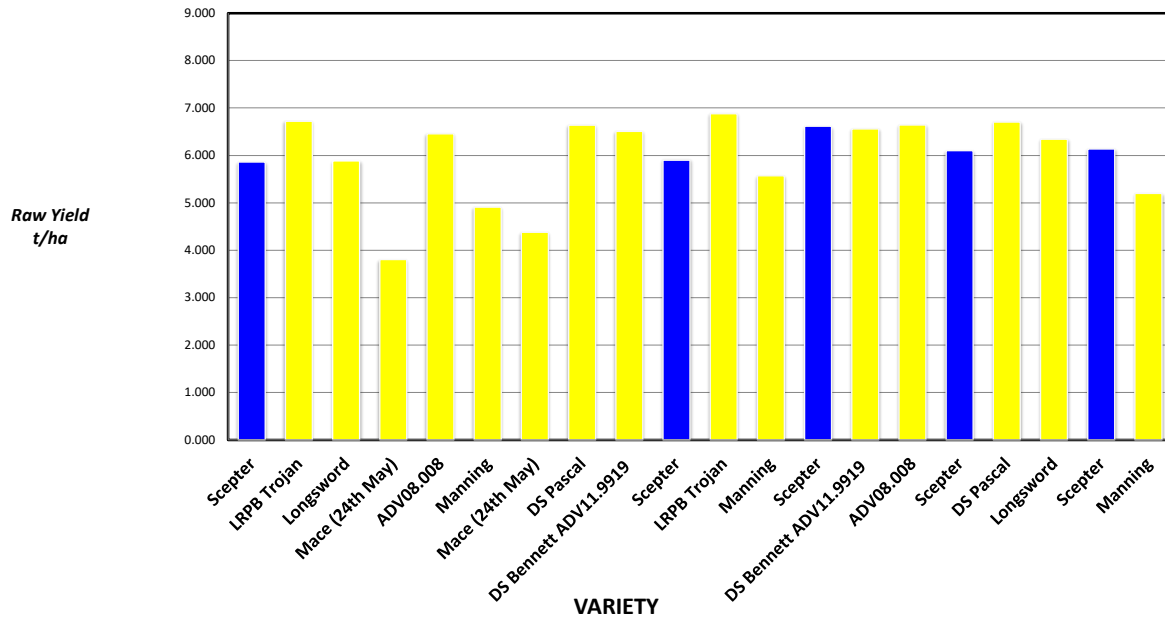


DIAMOND SPONSORS



Seed Company Sponsors: AGT, Intergrain, Nuseed, SeedNet, DuPont Pioneer, Bayer

2018 SEPWA Long Season Wheat Variety Trial Warakirri Condingup



Plot	Variety!	Yield (t/ha)	% of Site Mean
1	Scepter	5.859	98%
2	LRPB Trojan	6.720	112%
3	Longsword	5.883	98%
4	Mace (24th May)	3.801	63%
5	ADV08.008	6.453	108%
6	Manning	4.908	82%
7	Mace (24th May)	4.379	73%
8	DS Pascal	6.635	111%
9	DS Bennett ADV11.9919	6.505	109%
10	Scepter	5.897	98%
11	LRPB Trojan	6.877	115%
12	Manning	5.568	93%
13	Scepter	6.614	110%
14	DS Bennett ADV11.9919	6.557	110%
15	ADV08.008	6.640	111%
16	Scepter	6.099	102%
17	DS Pascal	6.701	112%
18	Longsword	6.340	106%
19	Scepter	6.134	102%
20	Manning	5.196	87%

Statistical Analysis

Site Mean (t/ha)	5.988
Probability	<.001
Least significant difference 5%	0.4338
CV %	3.8

Site Details

Soil Description:	Sand over gravel
Date Sown:	Sunday, 29 April 2018
Date Harvested	Friday, 7 December 2018
Seeding Rate:	80 kg/ha

Plot Dimensions

Length (m)	Width (m)	Area (m2)	Conversion Factor
125	12	0.15	6.67



PLATINUM SPONSORS



DIAMOND SPONSORS



Seed Company Sponsors: AGT, Intergrain, Nuseed, SeedNet, DuPont Pioneer, Bayer



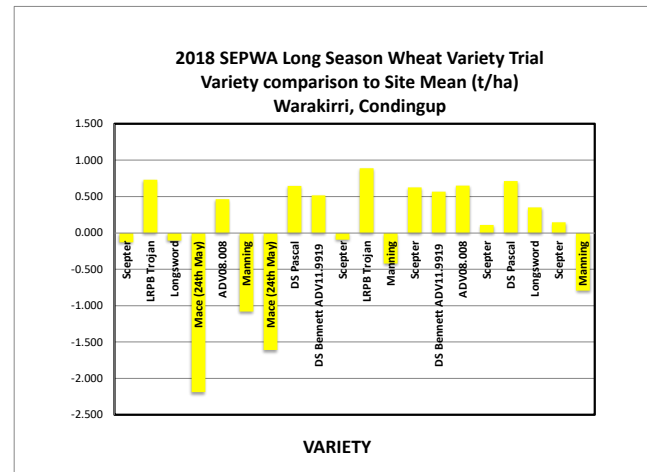
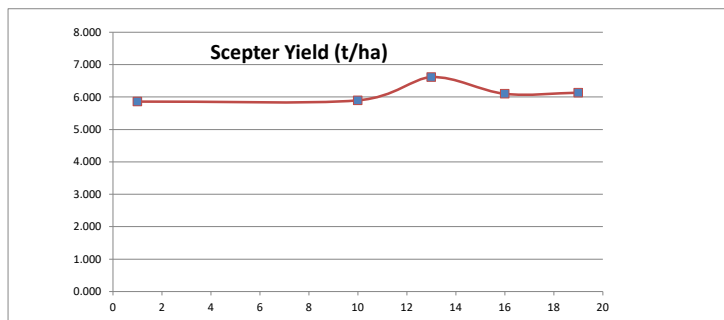
HARVEST DATA - SEPWA Long Season Wheat Variety Trial - Warakirri Condingup Harvested 7th December 2018

Plot	Variety!	Plot Length	Plot Width	Area (ha)	Weight (kgs)	Yield (t/ha)	Plot 2	% of Site Mean
1	Scepter	125	12	0.15	879	5.859	1	98%
2	LRPB Trojan	125	12	0.15	1008	6.720	4	112%
3	Longsword	125	12	0.15	882	5.883	9	98%
4	Mace (24th May)	125	12	0.15	570	3.801	16	63%
5	ADV08.008	125	12	0.15	968	6.453	25	108%
6	Manning	125	12	0.15	736	4.908	36	82%
7	Mace (24th May)	125	12	0.15	657	4.379	49	73%
8	DS Pascal	125	12	0.15	995	6.635	64	111%
9	DS Bennett ADV11.9919	125	12	0.15	976	6.505	81	109%
10	Scepter	125	12	0.15	885	5.897	100	98%
11	LRPB Trojan	125	12	0.15	1032	6.877	121	115%
12	Manning	125	12	0.15	835	5.568	144	93%
13	Scepter	125	12	0.15	992	6.614	169	110%
14	DS Bennett ADV11.9919	125	12	0.15	984	6.557	196	110%
15	ADV08.008	125	12	0.15	996	6.640	225	111%
16	Scepter	125	12	0.15	915	6.099	256	102%
17	DS Pascal	125	12	0.15	1005	6.701	289	112%
18	Longsword	125	12	0.15	951	6.340	324	106%
19	Scepter	125	12	0.15	920	6.134	361	102%
20	Manning	125	12	0.15	779	5.196	400	87%

Average of Yield (t/ha)	
Variety!	Total
Mace (24th May)	4.090
Manning	5.224
Longsword	6.112
Scepter	6.121
DS Bennett ADV11.9919	6.531
ADV08.008	6.547
DS Pascal	6.668
LRPB Trojan	6.720
PBR Trojan	6.877
Grand Total	5.988

Note Bennett ADV11.9919 was still quite green - wet.

Plot	Variety!	Plot Length	Plot Width	Area (ha)	Weight (kgs)	Yield (t/ha)	Plot 2	% of Site Mean
1	Scepter	125	12	0.15	879	5.859	1	98%
10	Scepter	125	12	0.15	885	5.897	100	98%
13	Scepter	125	12	0.15	992	6.614	169	110%
16	Scepter	125	12	0.15	915	6.099	256	102%
19	Scepter	125	12	0.15	920	6.134	361	102%



PLATINUM SPONSORS



DIAMOND SPONSORS



Seed Company Sponsors: AGT, Intergrain, Nuseed, SeedNet, DuPont Pioneer, Bayer