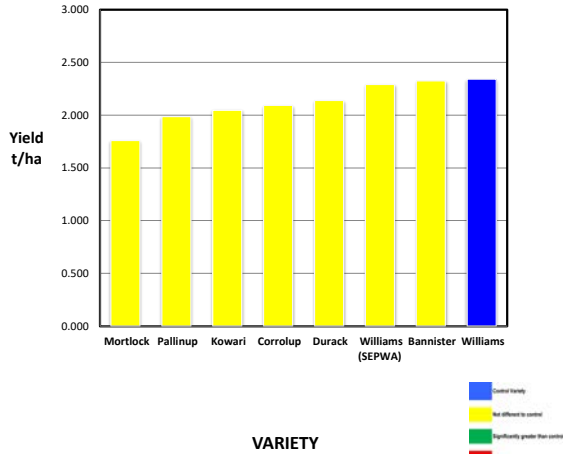
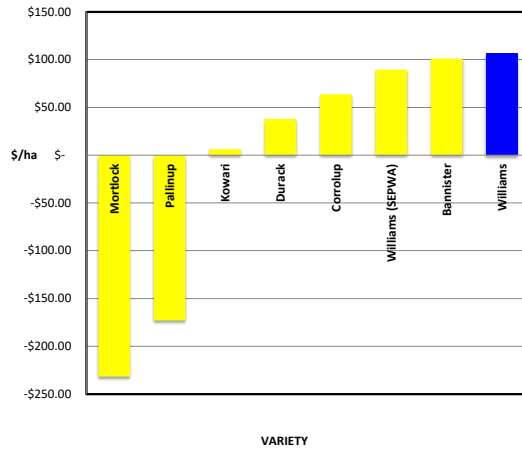


2018 SEPWA Oat Variety Trial Scott Welke, Cascade



2018 SEPWA Oat Variety Trial Farmanco Income Ranking – Variety vs Site Average Scott Welke, Cascade



Variety	Maturity	Purpose	Yield (t/ha)	% of Williams	Protein %	Hect kg/ha	Screenings %	Grade	Other	Farmanco Economic Ranking
Mortlock	Mid-season	Fed Variety	1.760	75%	11.6	50.1	2.9	FED	SFS 0.75%	\$ 457.60
Pallinup	Mid-season	Fed Variety	1.986	85%	11.5	50.6	2.2	FED	SFS 1.19%	\$ 516.36
Kowari	Mid-season	Milling variety	2.046	87%	12.0	50.7	2.6	OAT 2	SFS 1.26%, 1.0 cm ergot	\$ 695.64
Corrolup	Early-mid maturity	Dual Purpose	2.092	89%	11.1	52.3	2.3	OAT 1	SFS 0.35%	\$ 753.12
Durack	Early Maturity	Milling variety	2.139	91%	10.7	50.2	3.8	OAT 2	SFS 0.47%, 0.3 cm ergot	\$ 727.26
Williams (SEPWA)	Early-mid maturity	Milling variety	2.291	98%	10.2	49.9	4.6	OAT 2	SFS 0.75%, 0.1 cm ergot	\$ 778.94
Bannister	Mid-season	Milling variety	2.325	99%	10.1	50.6	5.7	OAT 2	SFS 1.87%, 0.5 cm ergot	\$ 790.50
Williams	Early-mid maturity	Milling variety	2.341	100%	11.1	50.4	3.4	OAT 2	SFS 0.73%	\$ 795.94

	Min kg/ha	Screenings	Small Foreign Seeds (% by weight)	Ergot – Ryegrass (length in cm)		
Site Mean (t/ha)	2.195	OAT 1	51	less than 10%	2	5.0
Probability	0.188	OAT 2	49	less than 10%	2	5.0
Least significant difference 5%	0.5845					
CV %	6.8					

Farmanco Ranking - OAT 1 and OAT 2 delivered to Kwinana
Farmanco Ranking - include \$40 freight component delivered to Kwinana (incl. FED)

Site Details

Soil Description: Duplex
Date Sown: Friday, 8 June 2018
Date Harvested: Tuesday, 20 November 2018
Seeding Rate: 80 kg/ha

Plot Dimensions

Length (m) 165
Width (m) 18.3
Plot Area (ha) 0.30
Conversion Factor 3.32

Rainfall Data

Growing Season (mm) 162.6
Site Yield (t/ha) 2.195
kg/mm - Rainfall 13.50

Month	Rainfall (mm)	Cumulative Growing Season Rainfall
January	6.6	
February	94.4	
March	8	
April	0	0
May	7	7
June	14.4	21.4
July	20.8	42.2
August	79.8	122
September	11.6	133.6
October	29	162.6
November	17	
Total	288.6	

Station: DAFWA Cascade



PLATINUM SPONSORS

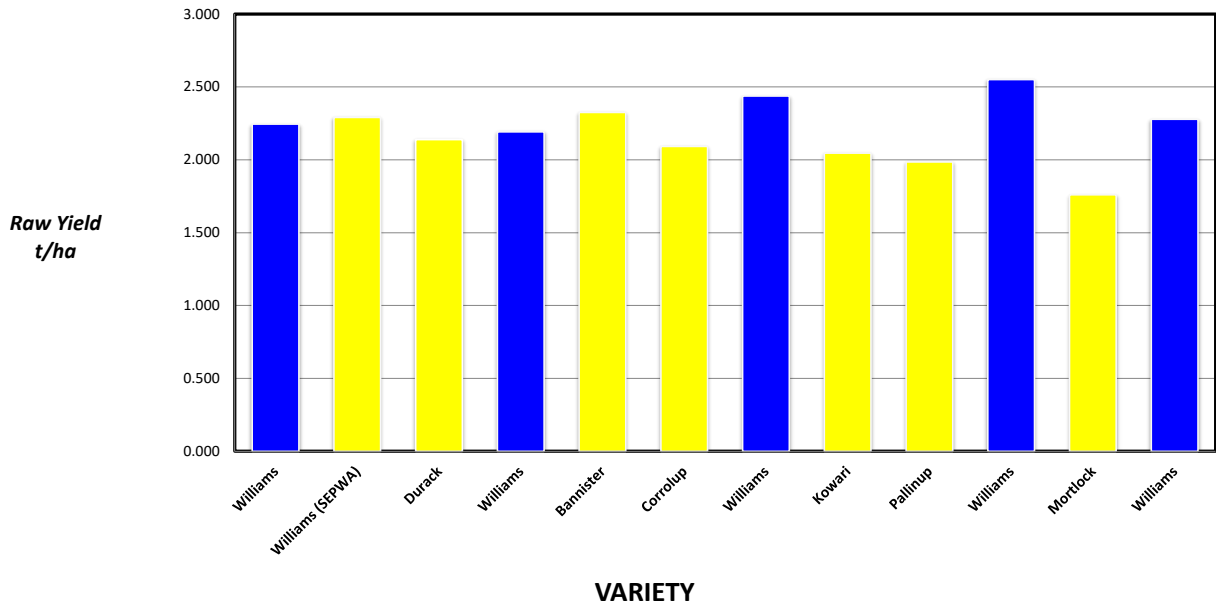


DIAMOND SPONSORS



Seed Company Sponsors: AGT, Intergrain, Nuseed, SeedNet, DuPont Pioneer, Bayer

2018 SEPWA Oat Variety Trial Scott Welke, Cascade



Plot	Variety!	Yield (t/ha)	% of Site Mean
1	Williams	2.245	102%
2	Williams (SEPWA)	2.291	104%
3	Durack	2.139	97%
4	Williams	2.192	100%
5	Bannister	2.325	106%
6	Corrolup	2.092	95%
7	Williams	2.438	111%
8	Kowari	2.046	93%
9	Pallinup	1.986	90%
10	Williams	2.550	116%
11	Mortlock	1.760	80%
12	Williams	2.278	104%



Soil Description: Duplex
Date Sown: Friday, 8 June 2018
Date Harvested: Tuesday, 20 November 2018
Seeding Rate: 80 kg/ha

Site Details

Statistical Analysis
Site Mean (t/ha) 2.195
Probability 0.188
Least significant difference 5% 0.5845
CV % 6.8

Plot Dimensions

Length (m) 165 Width (m) 18.25 Area (m2) 0.30 Conversion Factor 3.32



PLATINUM SPONSORS



DIAMOND SPONSORS



Seed Company Sponsors: AGT, Intergrain, Nuseed, SeedNet, DuPont Pioneer, Bayer

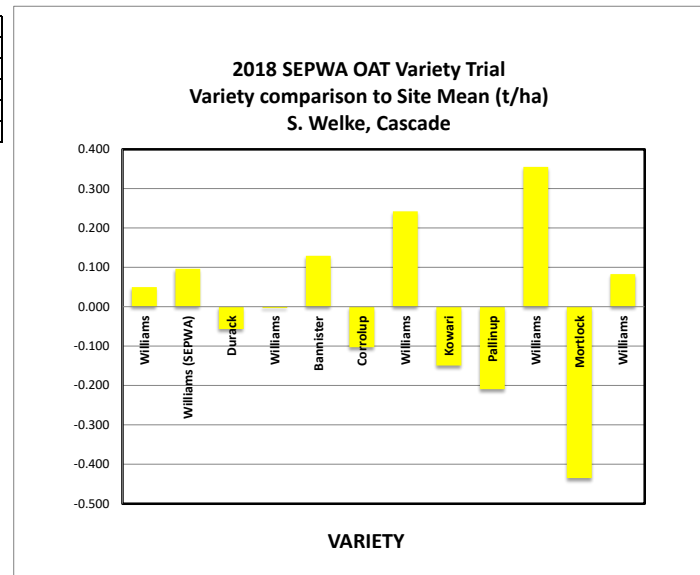
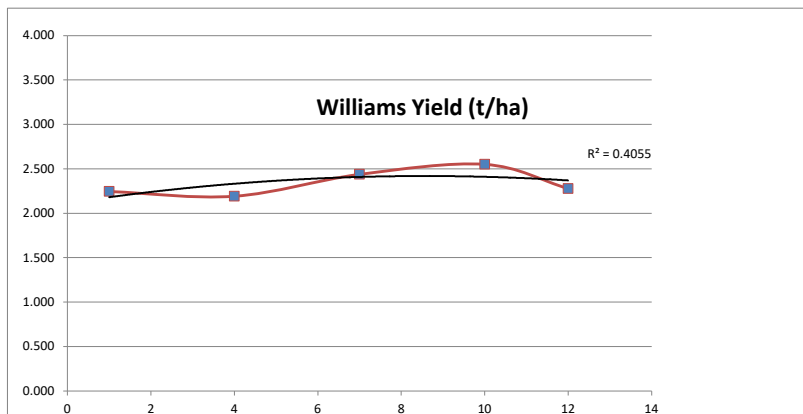
HARVEST DATA - SEPWA Oat Variety Trial - S. Welke, Cascade Harvested 20th November 2018



Plot	Variety!	Plot Length	Plot Width	Area (ha)	Weight (kgs)	Yield (t/ha)	Plot 2	% of Site Mean
1	Williams	165	18.25	0.30	676	2.245	1	102%
2	Williams (SEPWA)	165	18.25	0.30	690	2.291	4	104%
3	Durack	165	18.25	0.30	644	2.139	9	97%
4	Williams	165	18.25	0.30	660	2.192	16	100%
5	Bannister	165	18.25	0.30	700	2.325	25	106%
6	Corrolup	165	18.25	0.30	630	2.092	36	95%
7	Williams	165	18.25	0.30	734	2.438	49	111%
8	Kowari	165	18.25	0.30	616	2.046	64	93%
9	Pallinup	165	18.25	0.30	598	1.986	81	90%
10	Williams	165	18.25	0.30	768	2.550	100	116%
11	Mortlock	165	18.25	0.30	530	1.760	121	80%
12	Williams	165	18.25	0.30	686	2.278	144	104%

Average of Yield (t/ha)	Total
Mortlock	1.760
Pallinup	1.986
Kowari	2.046
Corrolup	2.092
Durack	2.139
Williams (SEPWA)	2.291
Bannister	2.325
Williams	2.341
Average of Yield (t/ha)	2.195

Plot	Variety!	Plot Length	Plot Width	Area (ha)	Weight (kgs)	Yield (t/ha)	Plot 2	% of Site Mean
1	Williams	165	18.25	0.30	676	2.245	1	102%
4	Williams	165	18.25	0.30	660	2.192	16	100%
7	Williams	165	18.25	0.30	734	2.438	49	111%
10	Williams	165	18.25	0.30	768	2.550	100	116%
12	Williams	165	18.25	0.30	686	2.278	144	104%



PLATINUM SPONSORS



DIAMOND SPONSORS



Seed Company Sponsors: AGT, Intergrain, Nuseed, SeedNet, DuPont Pioneer, Bayer