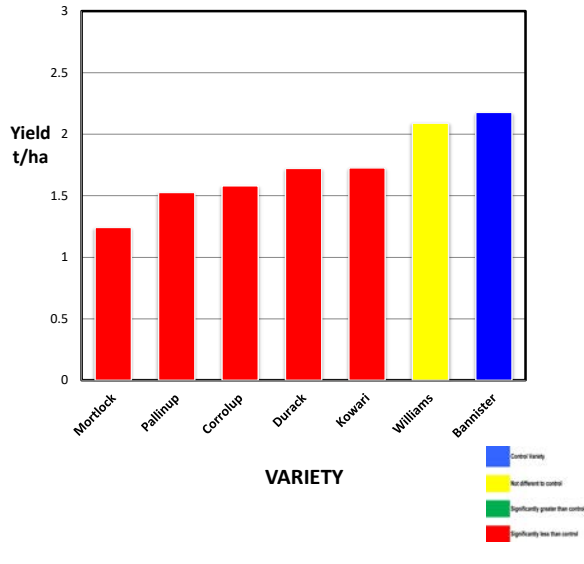
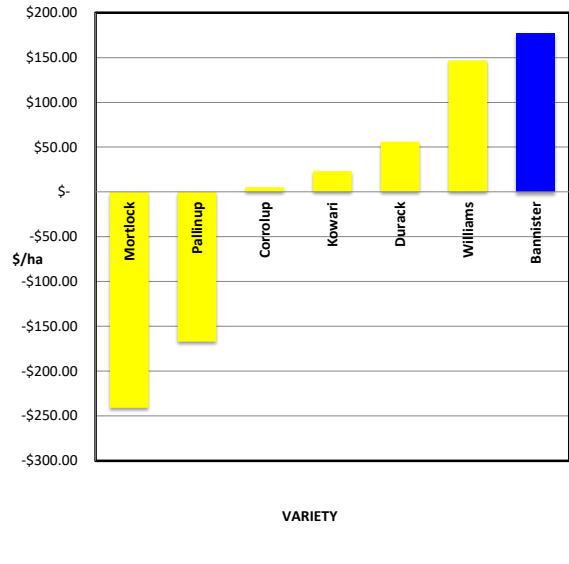


2018 SEPWA Oat Variety Trial C & AL Newman , Varley



2018 SEPWA Oat Variety Trial Farmanco Income Ranking – Variety vs Site Average C & AL Newman , Varley



| Variety | Maturity | Purpose | Yield (t/ha) | % of Bannister | Protein % | Hect kg/hl | Screenings % | Grade | Farmanco Economic Ranking |
|-----------|--------------------|-----------------|--------------|----------------|-----------|------------|--------------|-------|---------------------------|
| Mortlock | Mid-season | Fed Variety | 1.243 | 57% | 9.9 | 51.6 | 1.8 | FED | \$ 323.18 |
| Pallinup | Mid-season | Fed Variety | 1.527 | 70% | 8.7 | 48.5 | 1.4 | FED | \$ 397.02 |
| Corrolup | Early-mid maturity | Dual Purpose | 1.581 | 73% | 9.3 | 52.2 | 2.1 | OAT 1 | \$ 569.16 |
| Durack | Early Maturity | Milling variety | 1.722 | 79% | 10.4 | 51.0 | 2.4 | OAT 1 | \$ 619.92 |
| Kowari | Mid-season | Milling variety | 1.722 | 79% | 10.0 | 50.0 | 2.0 | OAT 2 | \$ 587.18 |
| Williams | Early-mid maturity | Milling variety | 2.090 | 96% | 9.3 | 49.6 | 1.5 | OAT 2 | \$ 710.60 |
| Bannister | Mid-season | Milling variety | 2.178 | 100% | 8.6 | 49.2 | 1.5 | OAT 2 | \$ 740.52 |

Farmanco Ranking - include \$40 freight component delivered to Kwinana

Site Mean (t/ha) 1.86
 Probability 0.037
 Least significant difference 5% 0.4158
 CV % 4.4

OAT 1 Min kg/hl 51 Screenings less than 10%
 OAT 2 Min kg/hl 49 Screenings less than 10%

Farmanco Ranking - OAT 1 and OAT 2 delivered to Kwinana

Site Details

Soil Description: Sand over Clay
 Date Sown: Saturday, 5 May 2018
 Date Harvested: Monday, 10 December 2018
 Seeding Rate: 67 kg/ha

Plot Dimensions

Length (m) 200
 Width (m) 18.0
 Plot Area (ha) 0.36
 Conversion Factor 2.78

Rainfall Data

Growing Season (mm) 176.2
 Site Yield (t/ha) 1.86
 kg/mm - Rainfall 10.56

| RAINFALL 2018 (mm) | January | 6 | |
|---------------------|-----------|-------|-------|
| | February | 69.5 | |
| | March | 6.5 | |
| | April | 13.5 | 13.5 |
| | May | 11 | 24.5 |
| | June | 39.5 | 64 |
| | July | 35.2 | 99.2 |
| | August | 56 | 155.2 |
| | September | 7 | 162.2 |
| | October | 14 | 176.2 |
| | November | 18 | |
| | December | 2.5 | |
| | Total | 278.7 | |

Cumulative Growing Season Rainfall

Station: C & AL Newman

PLATINUM SPONSORS

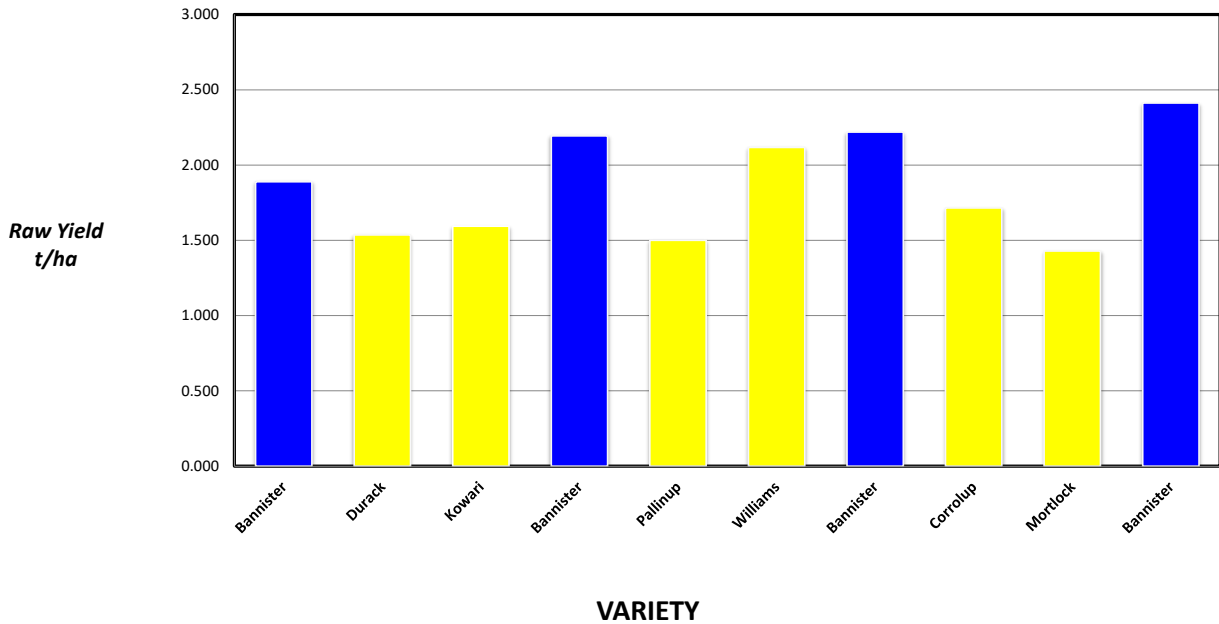


DIAMOND SPONSORS



Seed Company Sponsors: AGT, Intergrain, Nuseed, SeedNet , DuPont Pioneer, Bayer

2018 SEPWA Oat Variety Trial C & AL Newman , Varley



| Plot | Variety | Yield (t/ha) | % of Site Mean |
|------|-----------|--------------|----------------|
| 1 | Bannister | 1.889 | 102% |
| 2 | Durack | 1.536 | 83% |
| 3 | Kowari | 1.594 | 86% |
| 4 | Bannister | 2.194 | 118% |
| 5 | Pallinup | 1.500 | 81% |
| 6 | Williams | 2.116 | 114% |
| 7 | Bannister | 2.219 | 119% |
| 8 | Corrolup | 1.714 | 92% |
| 9 | Mortlock | 1.429 | 77% |
| 10 | Bannister | 2.412 | 130% |



Soil Description: Sand over Clay
Date Sown: Saturday, 5 May 2018
Date Harvested: Monday, 10 December 2018
Seeding Rate: 67 kg/ha

Site Details

Statistical Analysis
Site Mean (t/ha) 1.86
Probability 0.037
Least significant difference 5% 0.416
CV % 4.4

Plot Dimensions

Length (m) 200 Width (m) 18 Area (m²) 0.36 Conversion Factor 2.78



PLATINUM SPONSORS



DIAMOND SPONSORS



Seed Company Sponsors: AGT, Intergrain, Nuseed, SeedNet, DuPont Pioneer, Bayer

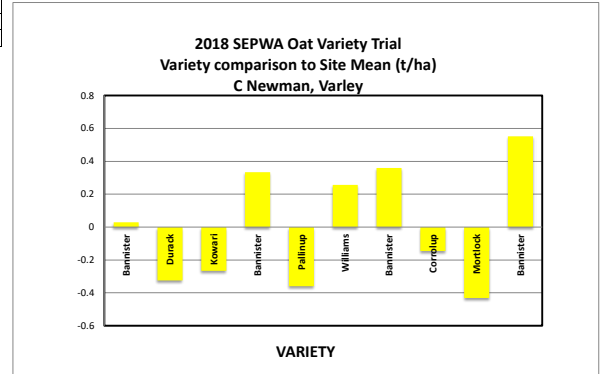
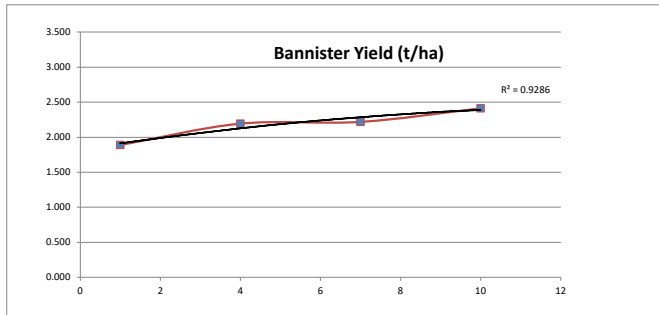
2018 HARVEST DATA - SEPWA Oat Variety Trial - C & AL Newman , Varley
Harvested 10th December 2018



| Plot | Variety! | Plot Length | Plot Width | Area (ha) | Weight (kgs) | Yield (t/ha) | Plot 2 | % of Site Mean |
|------|-----------|-------------|------------|-----------|--------------|--------------|--------|----------------|
| 1 | Bannister | 200 | 18 | 0.36 | 680 | 1.889 | 1 | 102% |
| 2 | Durack | 200 | 18 | 0.36 | 553 | 1.536 | 4 | 83% |
| 3 | Kowari | 200 | 18 | 0.36 | 574 | 1.594 | 9 | 86% |
| 4 | Bannister | 200 | 18 | 0.36 | 790 | 2.194 | 16 | 118% |
| 5 | Pallinup | 200 | 18 | 0.36 | 540 | 1.500 | 25 | 81% |
| 6 | Williams | 200 | 18 | 0.36 | 762 | 2.116 | 36 | 114% |
| 7 | Bannister | 200 | 18 | 0.36 | 799 | 2.219 | 49 | 119% |
| 8 | Corrolup | 200 | 18 | 0.36 | 617 | 1.714 | 64 | 92% |
| 9 | Mortlock | 200 | 18 | 0.36 | 514 | 1.429 | 81 | 77% |
| 10 | Bannister | 200 | 18 | 0.36 | 868 | 2.412 | 100 | 130% |

| Average of Yield (t/ha) | |
|-------------------------|-------|
| Variety! | Total |
| Mortlock | 1.429 |
| Pallinup | 1.500 |
| Durack | 1.536 |
| Kowari | 1.594 |
| Corrolup | 1.714 |
| Williams | 2.116 |
| Bannister | 2.178 |
| Average of Yield (t/ha) | 1.860 |

| Plot | Variety! | Plot Length | Plot Width | Area (ha) | Weight (kgs) | Yield (t/ha) | Plot 2 | % of Site Mean |
|------|-----------|-------------|------------|-----------|--------------|--------------|--------|----------------|
| 1 | Bannister | 200 | 18 | 0.36 | 680 | 1.889 | 1 | 102% |
| 4 | Bannister | 200 | 18 | 0.36 | 790 | 2.194 | 16 | 118% |
| 7 | Bannister | 200 | 18 | 0.36 | 799 | 2.219 | 49 | 119% |
| 10 | Bannister | 200 | 18 | 0.36 | 868 | 2.412 | 100 | 130% |



PLATINUM SPONSORS



DIAMOND SPONSORS



Seed Company Sponsors: AGT, Intergrain, Nuseed, SeedNet, DuPont Pioneer, Bayer