

## HARVEST DATA - SEPWA Barley Variety Trial - I Richardson, Lake King Harvested - 8th November 2019

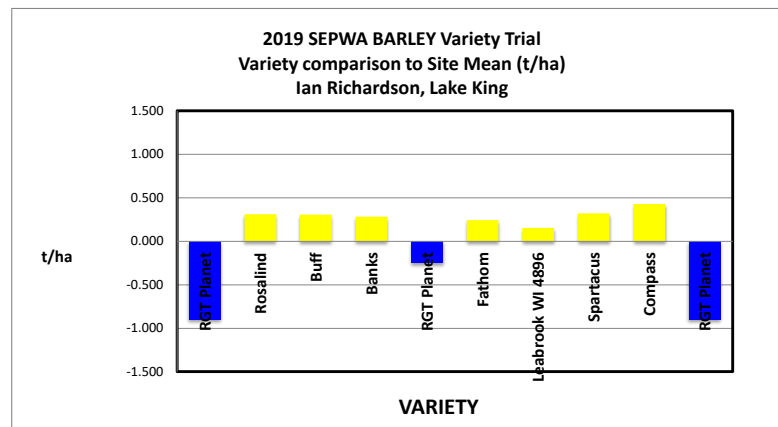
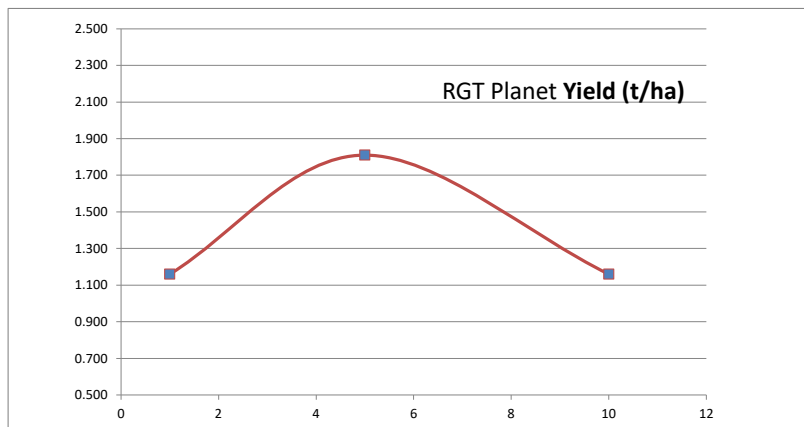


Plot	Variety!	Plot Length	Plot Width	Area (ha)	Weight (kgs)	Yield (t/ha)	Plot 2	% of Site Mean
1	RGT Planet	200	21.3	0.426	<b>0.494</b>	1.160	1	<b>57%</b>
2	Rosalind	200	21.3	0.426	<b>1.009</b>	2.368	4	<b>117%</b>
3	Buff	200	21.3	0.426	<b>1.007</b>	2.363	9	<b>117%</b>
4	Banks	200	21.3	0.426	<b>0.997</b>	2.340	16	<b>116%</b>
5	RGT Planet	200	21.3	0.426	<b>0.771</b>	1.810	25	<b>89%</b>
6	Fathom	200	21.3	0.426	<b>0.980</b>	2.300	36	<b>114%</b>
7	Leabrook WI 4896	200	21.3	0.426	<b>0.941</b>	2.210	49	<b>109%</b>
8	Spartacus	200	21.3	0.426	<b>1.013</b>	2.378	64	<b>117%</b>
9	Compass	200	21.3	0.426	<b>1.059</b>	2.485	81	<b>123%</b>
10	RGT Planet	200	21.3	0.426	<b>0.494</b>	1.160	100	<b>57%</b>

*Crop was badly frosted*

Plot	Variety!	Plot Length	Plot Width	Area (ha)	Weight (kgs)	Yield (t/ha)	Plot 2	% of Site Mean
1	RGT Planet	200	21.3	0.426	<b>0.494</b>	1.160	1	<b>57%</b>
5	RGT Planet	200	21.3	0.426	<b>0.771</b>	1.810	25	<b>89%</b>
10	RGT Planet	200	21.3	0.426	<b>0.494</b>	1.160	100	<b>57%</b>

Average of Yield (t/ha)	Total
Variety!	
RGT Planet	1.160
RGT Planet	1.810
WI 4896	2.210
Fathom	2.300
Banks	2.340
Buff	2.363
Rosalind	2.368
Spartacus	2.378
Compass	2.485
Grand Total	2.057



**PLATINUM SPONSORS**

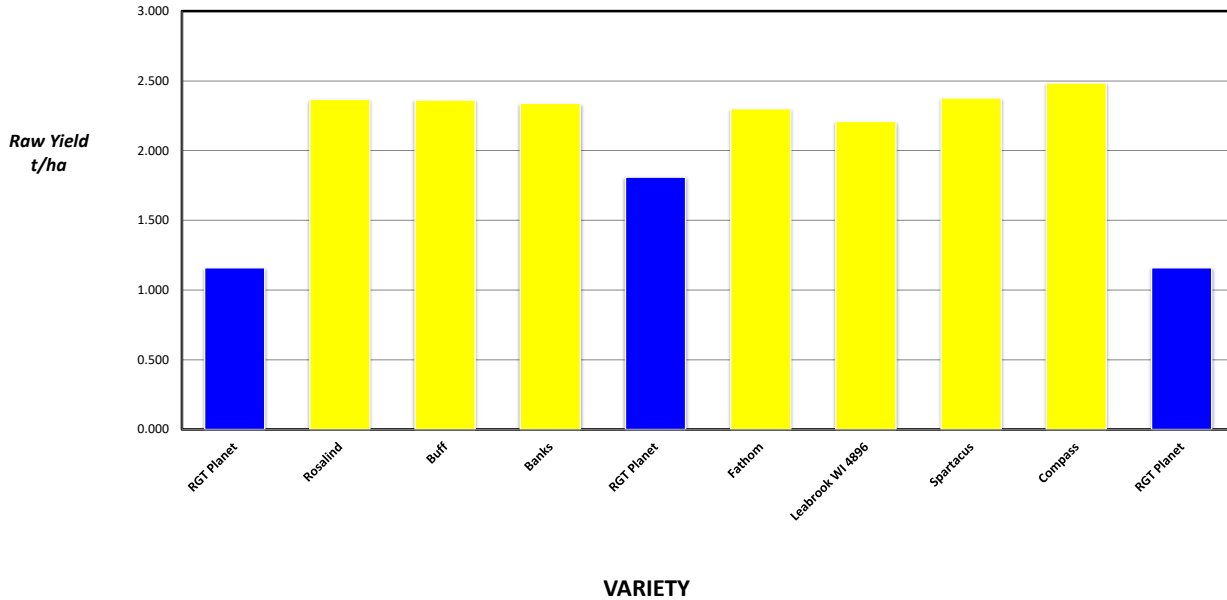


**DIAMOND SPONSORS**



**Seed Company Sponsors: AGT, Intergrain, Nuseed, SeedNet, Pioneer, Bayer**

## 2019 SEPWA BARLEY Variety Trial Ian Richardson, Lake King



Plot	Variety!	Yield (t/ha)	% of Site Mean
1	RGT Planet	1.160	57%
2	Rosalind	2.368	117%
3	Buff	2.363	117%
4	Banks	2.340	116%
5	RGT Planet	1.810	89%
6	Fathom	2.300	114%
7	Leabrook WI 4896	2.210	109%
8	Spartacus	2.378	117%
9	Compass	2.485	123%
10	RGT Planet	1.160	57%

*Crop was badly frosted*

### Site Details

Soil Description: Sandy Loam  
 Date Sown: Tuesday, 21 May 2019  
 Date Harvested: Friday, 8 November 2019  
 Seeding Rate: 50 kg/ha

### Statistical Analysis

Site Mean (t/ha) 2.06  
 Probability 0.366  
 Least significant difference 5% 1.864  
 CV % 18.2

### Plot Dimensions

Length (m) 200      Width (m) 21.3      Area (m2) 0.43      Conversion Factor 2.35



### PLATINUM SPONSORS

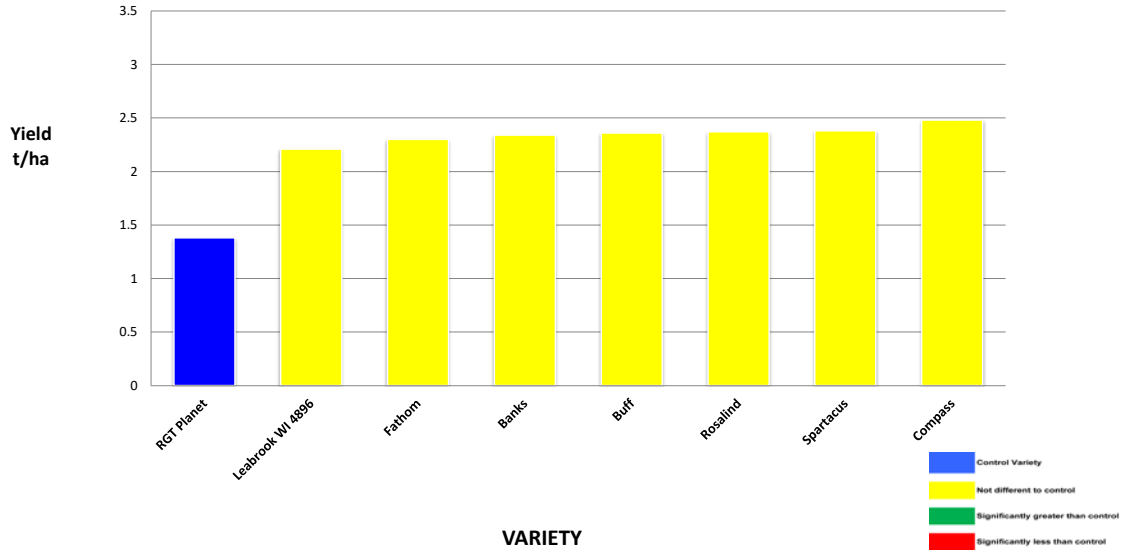


### DIAMOND SPONSORS



Seed Company Sponsors: AGT, Intergrain, Nuseed, SeedNet, Pioneer, Bayer

**2019 SEPWA BARLEY Variety Trial**  
 Ian Richardson, Lake King



Variety	Maturity	Yield (t/ha)	% of RGT Planet	Protein %	Colour	Hect kg/hl	Screenings %	Grade
RGT Planet	Mid-season	1.380	100%	14.7	60	61	23.0	BFED1
Leabrook WI 4896***	Mid-season	2.210	160%	13.4	62	60	12.0	BFED1
Fathom	Early Season	2.300	167%	14.3	60	56	37.3	BFED1
Banks	Mid-late maturing	2.340	170%	15.5	61	65	51.4	BFED1
Buff***	Early Season	2.360	171%	14.7	63	59	21.4	BFED1
Rosalind	Mid-season	2.370	172%	15.3	61	59	28.8	BFED1
Spartacus	Early Season	2.380	172%	14.2	64	63	45.6	BFED1
Compass	Mid-season	2.480	180%	13.8	63	60	16.0	BFED1

*Crop was badly frosted*

\*\*\* denotes under Malt evaluation

Site Mean (t/ha) 2.06  
 Probability 0.366  
 Least significant difference 5% 1.864  
 CV % 18.2

**Site Details**

Soil Description: Sandy Loam  
 Date Sown: Tuesday, 21 May 2019  
 Date Harvested: Friday, 8 November 2019  
 Seeding Rate: 50 kg/ha

**Plot Dimensions**

Length (m) 200  
 Width (m) 21.3  
 Plot Area (ha) 0.43  
 Conversion Factor 2.35

**Rainfall Data**

Growing Season (mm) 234.8  
 Site Yield (t/ha) 2.06  
 kg/mm - Rainfall 8.77

RAINFALL 2019 ( mm )	January	1.2	234.8	Cumulative Growing Season Rainfall
	February	1.2		
	March	16.4		
	April	16.2		
	May	15		
	June	48.2		
	July	40.2		
	August	79		
	September	11.2		
	October	25		
	November	1.6		
	Total	255.2		

Station: DPIRD Weather Station Lake King 1



**PLATINUM SPONSORS**



**DIAMOND SPONSORS**



**Seed Company Sponsors: AGT, Intergrain, Nuseed, SeedNet, Pioneer, Bayer**