

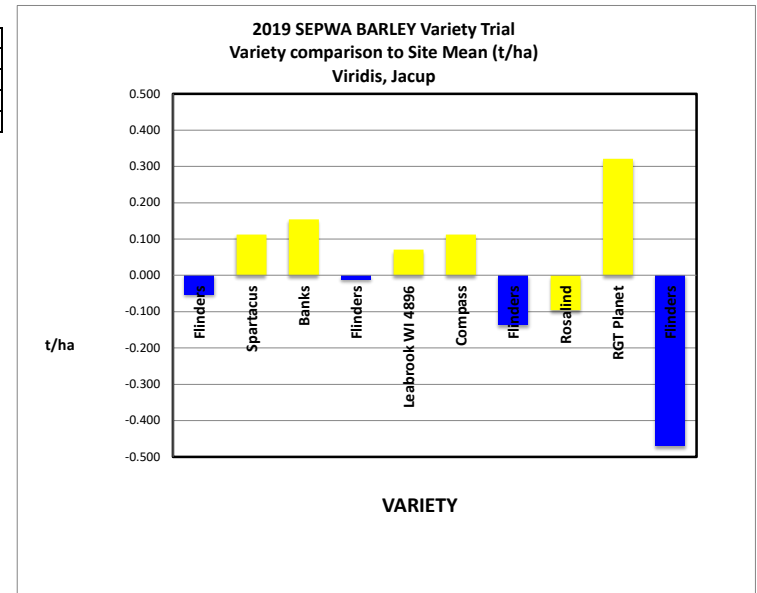
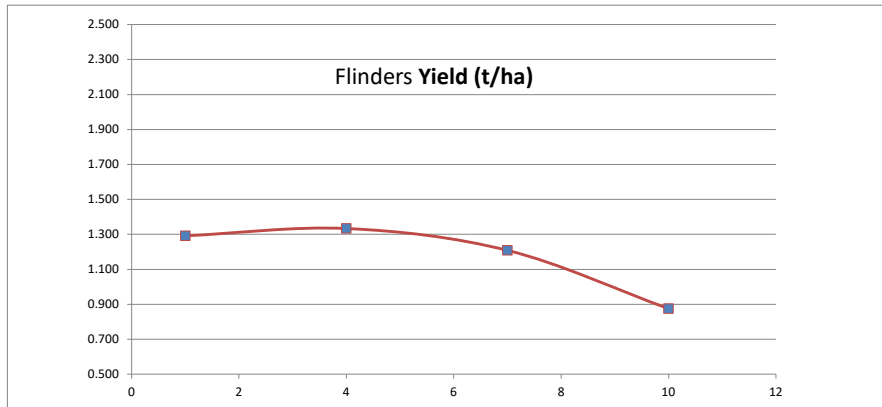
HARVEST DATA - SEPWA Barley Variety Trial - Viridis, Jacup Harvested - 24th November 2019



Plot	Variety!	Plot Length	Plot Width	Area (ha)	Weight (kgs)	Yield (t/ha)	Plot 2	% of Site Mean
1	Flinders	200	12	0.240	310	1.292	1	96%
2	Spartacus	200	12	0.240	350	1.458	4	108%
3	Banks	200	12	0.240	360	1.500	9	111%
4	Flinders	200	12	0.240	320	1.333	16	99%
5	Leabrook WI 4896	200	12	0.240	340	1.417	25	105%
6	Compass	200	12	0.240	350	1.458	36	108%
7	Flinders	200	12	0.240	290	1.208	49	90%
8	Rosalind	200	12	0.240	300	1.250	64	93%
9	RGT Planet	200	12	0.240	400	1.667	81	124%
10	Flinders	200	12	0.240	210	0.875	100	65%

Average of Yield (t/ha)	Total
Flinders	1.177
Rosalind	1.250
WI 4896	1.417
Compass	1.458
Spartacus	1.458
Banks	1.500
RGT Planet	1.667
Grand Total	1.346

Plot	Variety!	Plot Length	Plot Width	Area (ha)	Weight (kgs)	Yield (t/ha)	Plot 2	% of Site Mean
1	Flinders	200	12	0.240	310	1.292	1	96%
4	Flinders	200	12	0.240	320	1.333	16	99%
7	Flinders	200	12	0.240	290	1.208	49	90%
10	Flinders	200	12	0.240	210	0.875	100	65%



PLATINUM SPONSORS

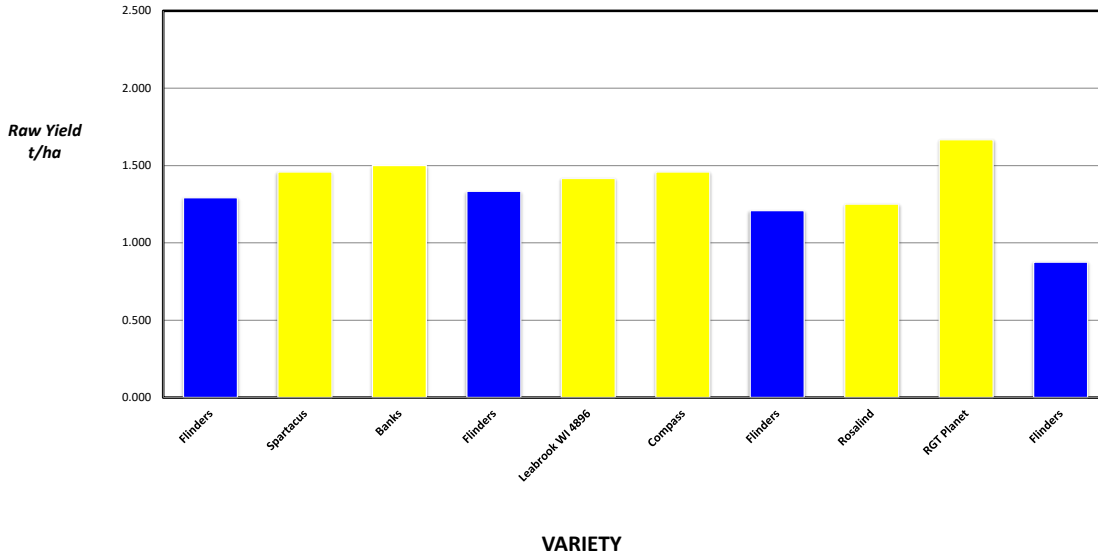


DIAMOND SPONSORS



**Seed Company Sponsors: AGT, Intergrain,
Nuseed, SeedNet, Pioneer, Bayer**

2019 SEPWA BARLEY Variety Trial Viridis, Jacup



Plot	Variety!	Yield (t/ha)	% of Site Mean
1	Flinders	1.292	96%
2	Spartacus	1.458	108%
3	Banks	1.500	111%
4	Flinders	1.333	99%
5	Leabrook WI 4896	1.417	105%
6	Compass	1.458	108%
7	Flinders	1.208	90%
8	Rosalind	1.250	93%
9	RGT Planet	1.667	124%
10	Flinders	0.875	65%

Statistical Analysis	
Site Mean (t/ha)	1.346
Probability	0.102
Least significant difference 5%	5.8
CV %	

Site Details

Soil Description: Sandy Loam
 Date Sown: Tuesday, 28 May 2019
 Date Harvested: Sunday, 24 November 2019
 Seeding Rate: 70 kg/ha

Plot Dimensions

Length (m)	Width (m)	Area (m ²)	Conversion Factor
200	12	0.24	4.17

PLATINUM SPONSORS

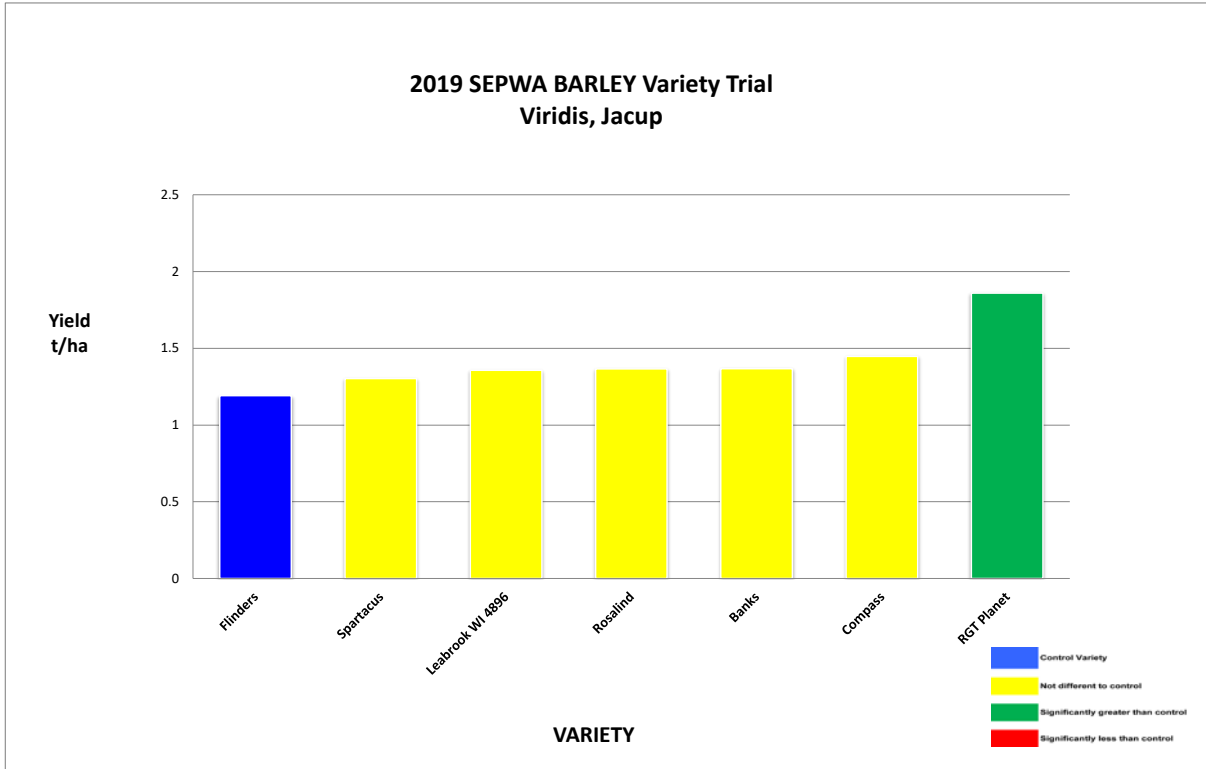


DIAMOND SPONSORS



Seed Company Sponsors: AGT, Intergrain, Nuseed, SeedNet, Pioneer, Bayer

2019 SEPWA BARLEY Variety Trial Viridis, Jacup



Variety	Maturity	Yield (t/ha)	% of RGT Planet (SL)	Protein %	Colour	Hect kg/hl	Screenings %	Grade
Flinders	Mid-late maturing	1.191	88%	12.8	61	64	27.0	BFED1
Spartacus	Early Season	1.302	96%	13.9	60	67	31.2	BFED1
Leabrook WI 4896***	Mid-season	1.356	100%	13.0	60	64	18.1	BFED1
Rosalind	Mid-season	1.365	101%	13.7	59	64	30.0	BFED1
Banks	Mid-late maturing	1.367	101%	12.3	59	66	36.0	BFED1
Compass	Mid-season	1.447	107%	12.0	59	64	20.2	BFED1
RGT Planet	Mid-season	1.859	137%	11.3	57	64	29.4	BFED1

*** denotes under Malt evaluation

Site Mean (t/ha) 1.346
 Probability 0.102
 Least significant difference 5% 0.3979
 CV % 5.8

Site Details

Soil Description: Sandy Loam
 Date Sown: Tuesday, 28 May 2019
 Date Harvested: Sunday, 24 November 2019
 Seeding Rate: 70 kg/ha

Plot Dimensions

Length (m) 200
 Width (m) 12
 Plot Area (ha) 0.24
 Conversion Factor 4.17

Rainfall Data

Growing Season (mm) 209.4
 Site Yield (t/ha) 1.346
 kg/mm - Rainfall 6.43

RAINFALL 2019 (mm)	January	0	Cumulative Growing Season Rainfall
	February	0	
	March	61.2	
	April	20	
	May	26.6	
	June	39.2	
	July	31.8	
	August	48.8	
	September	23.8	
	October	19.2	
	November	4.8	
	Total	275.4	

Station: Jacup



Rabobank

PLATINUM SPONSORS



DIAMOND SPONSORS



Seed Company Sponsors: AGT, Intergrain, Nuseed, SeedNet, Pioneer, Bayer