

## HARVEST DATA - SEPWA - Triazine Canola - Viridis Ag Jacup

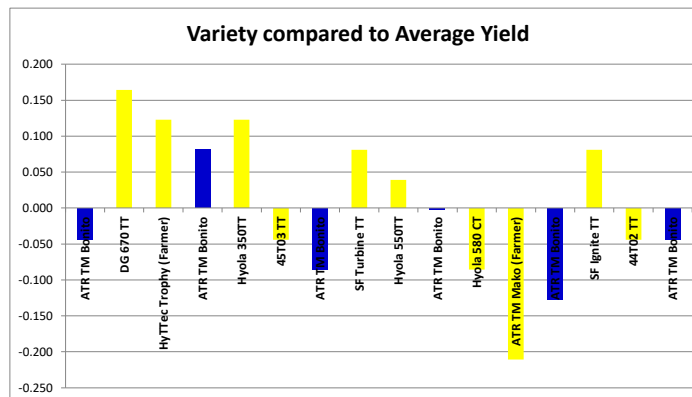
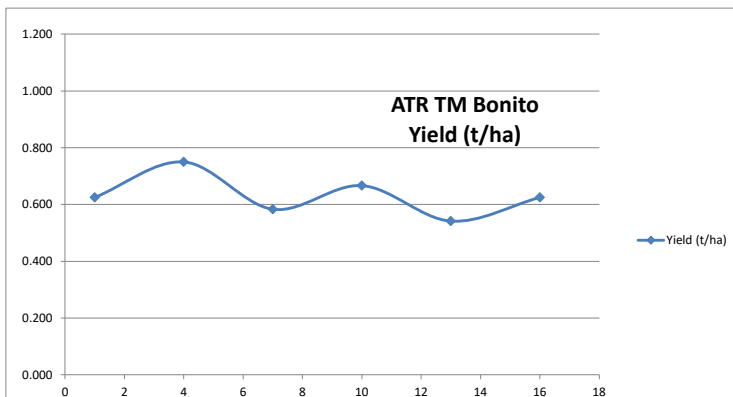
### Harvest date - 7th November 2019



Plot	Variety!	Plot Length	Plot Width	Area (ha)	Weight (kgs)	Yield (t/ha)	Plot 2	% of Site Mean
1	ATR TM Bonito	200	12	0.24	150	0.625	1	93%
2	DG 670 TT	200	12	0.24	200	0.833	4	125%
3	HyTTec Trophy (Farmer)	200	12	0.24	190	0.792	9	118%
4	ATR TM Bonito	200	12	0.24	180	0.750	16	112%
5	Hyola 350TT	200	12	0.24	190	0.792	25	118%
6	45T03 TT	200	12	0.24	150	0.625	36	93%
7	ATR TM Bonito	200	12	0.24	140	0.583	49	87%
8	SF Turbine TT	200	12	0.24	180	0.750	64	112%
9	Hyola 550TT	200	12	0.24	170	0.708	81	106%
10	ATR TM Bonito	200	12	0.24	160	0.667	100	100%
11	Hyola 580 CT	200	12	0.24	140	0.583	121	87%
12	ATR TM Mako (Farmer)	200	12	0.24	110	0.458	144	69%
13	ATR TM Bonito	200	12	0.24	130	0.542	169	81%
14	SF Ignite TT	200	12	0.24	180	0.750	196	112%
15	44T02 TT	200	12	0.24	150	0.625	225	93%
16	ATR TM Bonito	200	12	0.24	150	0.625	256	93%

Average of Yield (t/ha)	
Variety!	Total
ATR TM Mako (Farmer)	0.458
Hyola 580 CT	0.583
45T03 TT	0.625
44T02 TT	0.625
ATR TM Bonito	0.632
Hyola 550TT	0.708
SF Ignite TT	0.750
SF Turbine TT	0.750
Hyola 350TT	0.792
HyTTec Trophy (Farmer)	0.792
DG 670 TT	0.833
Grand Total	0.669

Plot	Variety!	Plot Length	Plot Width	Area (ha)	Weight (kgs)	Yield (t/ha)	Plot 2	% of Site Mean
1	ATR TM Bonito	200	12	0.24	150	0.625	1	93%
4	ATR TM Bonito	200	12	0.24	180	0.750	16	112%
7	ATR TM Bonito	200	12	0.24	140	0.583	49	87%
10	ATR TM Bonito	200	12	0.24	160	0.667	100	100%
13	ATR TM Bonito	200	12	0.24	130	0.542	169	81%
16	ATR TM Bonito	200	12	0.24	150	0.625	256	93%



PLATINUM SPONSORS

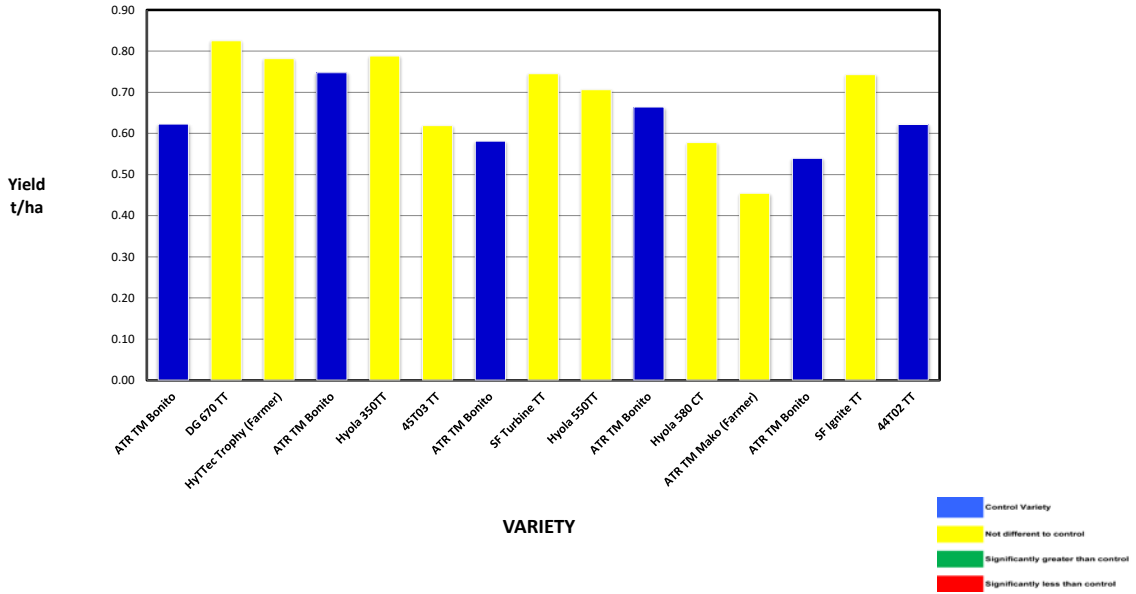


DIAMOND SPONSORS



Seed Company Sponsors: AGT, Intergrain, Nuseed, SeedNet, DuPont Pioneer, Bayer

**2019 SEPWA Canola Variety Trial**  
**Triazine Tolerant**  
**Yupiri - WA Beaumont**



Plot	Variety	Triat	Maturity	Yield (t/ha) (adj moisture)	% of Site Mean	Protein %	Oil %
1	ATR TM Bonito	Triazine, Open	Early - Early Mid	0.62	94%	25.4	42.8
2	DG 670 TT	Triazine, Hybrid	mid-late maturity	0.83	124%	22.6	41.4
3	HyITec Trophy (Farmer)	Triazine, Open	early-mid	0.78	118%	23.6	40.7
4	ATR TM Bonito	Triazine, Open	Early - Early Mid	0.75	112%	25.1	43.0
5	Hyola 350TT	Triazine, Hybrid	early to early-mid	0.79	119%	25.7	41.8
6	45T03 TT	Triazine, Hybrid	mid maturity	0.62	93%	24.5	40.4
7	ATR TM Bonito	Triazine, Open	Early - Early Mid	0.58	87%	25.4	42.8
8	SF Turbine TT	Triazine, Hybrid	early - mid	0.75	112%	26.0	40.4
9	Hyola 550TT	Triazine, Hybrid	mid - early	0.71	106%	24.7	42.8
10	ATR TM Bonito	Triazine, Open	Early - Early Mid	0.66	100%	25.4	42.8
11	Hyola 580 CT	Triazine, Hybrid	Mid - season	0.58	87%	26.1	41.0
12	ATR TM Mako (Farmer)	Triazine, Open	Early - Mid	0.45	68%	25.0	41.8
13	ATR TM Bonito	Triazine, Open	Early - Early Mid	0.54	81%	25.7	42.6
14	SF Ignite TT	Triazine, Hybrid	mid - late	0.74	112%	26.1	39.6
15	44T02 TT	Triazine, Hybrid	early-mid	0.62	93%	25.4	42.1
16	ATR TM Bonito	Triazine, Open	Early - Early Mid	0.62	94%	25.1	41.7

Yield, Protein and Oil adjusted for moisture - average moisture 6.6 %

Site Mean (t/ha)    0.665  
Probability        0.155  
Least significant difference 5%    0.1991  
CV %                10.8

**Site Details**

Soil Description:    Sandy Loam  
Date Sown:            Thursday, 25 April 2019  
Harvested Date      Thursday, 7 November 2019  
Seeding Rate:        2.2 kg/ha

**Plot Dimensions**

Length (m)            200  
Width (m)             12  
Plot Area (ha)        0.240  
Conversion Factor    4.17

**Rainfall Data**

Growing Season (mm)    209.4  
Site Yield (t/ha)            0.665  
kg/mm - Rainfall            3.2

RAINFALL 2019 ( mm)	January	0	209.4	Cumulative Growing Season Rainfall
	February	0		
	March	61.2		
	April	20		
	May	26.6		
	June	39.2		
	July	31.8		
	August	48.8		
	September	23.8		
	October	19.2		
	November	4.8		
	Total	275.4		

Station:    Jacup



**PLATINUM SPONSORS**



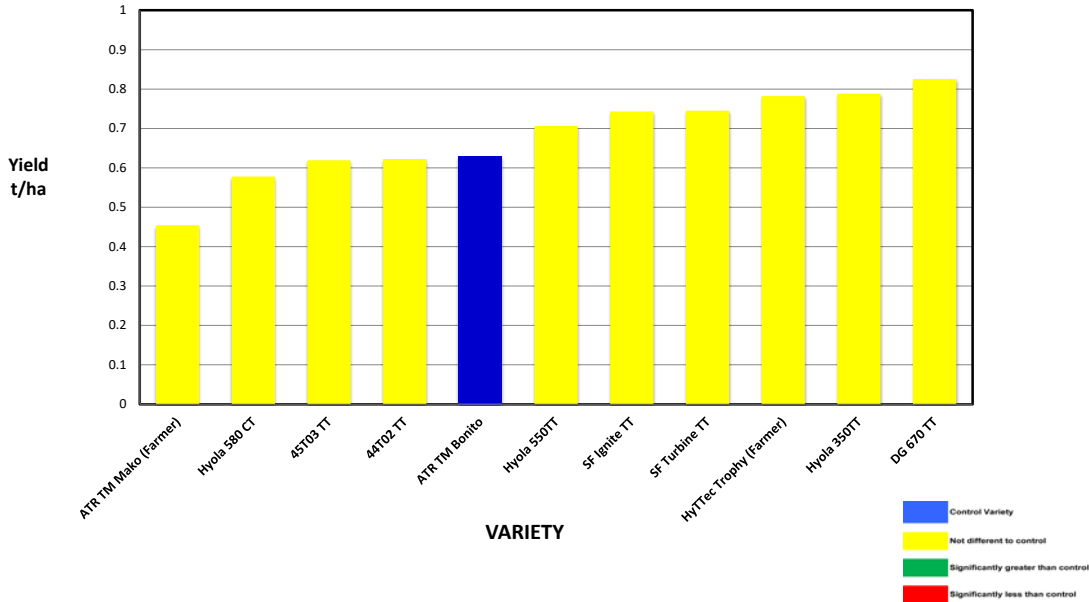
**DIAMOND SPONSORS**



**Seed Company Sponsors: AGT, Intergrain, Nuseed, SeedNet, Pioneer, Bayer**

**Seed Company Sponsors:** Quaker Oats, Nuseed, Pacific Seeds, Canola Breeders of WA, Australian Grain Technologies, Heritage Seeds, Adelaide University and Intergrain

**2019 SEPWA Canola Variety Trial**  
**Triazine Tolerant**  
**Viridis Ag Jacup**



Variety	Triat	Maturity	Yield (t/ha)	% of Bonito	Protein %	Oil %
ATR TM Mako (Farmer)	Triazine, Open	Early - Mid	0.454	72%	25.0	41.8
Hyola 580 CT	Triazine, Hybrid	Mid - season	0.578	92%	26.1	41.0
45T03 TT	Triazine, Hybrid	mid maturity	0.619	98%	24.5	40.4
44T02 TT	Triazine, Hybrid	early-mid	0.622	99%	25.4	42.1
<b>ATR TM Bonito</b>	<b>Triazine, Open</b>	<b>Early - Early Mid</b>	<b>0.63</b>	<b>100%</b>	<b>25.4</b>	<b>42.8</b>
Hyola 550TT	Triazine, Hybrid	mid – early	0.706	112%	24.7	42.8
SF Ignite TT	Triazine, Hybrid	mid – late	0.743	118%	26.1	39.6
SF Turbine TT	Triazine, Hybrid	early - mid	0.745	118%	26.0	40.4
HyTTec Trophy (Farmer)	Triazine, Open	early-mid	0.782	124%	23.6	40.7
Hyola 350TT	Triazine, Hybrid	early to early-mid	0.788	125%	25.7	41.8
DG 670 TT	Triazine, Hybrid	mid-late maturity	0.825	131%	22.6	41.4

*Yield, Protein and Oil adjusted for moisture - average moisture 6.6%*

Site Mean (t/ha) 0.665  
Probability 0.155  
Least significant difference 5% 0.1991  
CV % 10.8

**Site Details**

Soil Description: Sandy Loam  
Date Sown: Thursday, 25 April 2019  
Harvest Date: Thursday, 7 November 2019  
Seeding Rate: 2.2 kg/ha

**Plot Dimensions**

Length (m) 200  
Width (m) 12  
Plot Area (ha) 0.24  
Conversion Factor 4.17

**Rainfall Data**

Growing Season (mm) 209.4  
Site Yield (t/ha) 0.665  
kg/mm - Rainfall 3.2

RAINFALL 2019 ( mm )	January	0	Cumulative Growing Season Rainfall
	February	0	
	March	61.2	
	April	20	
	May	26.6	
	June	39.2	
	July	31.8	
	August	48.8	
	September	23.8	
	October	19.2	
	November	4.8	
	<b>Total</b>	<b>275.4</b>	

Station: Jacup

**PLATINUM SPONSORS**



**DIAMOND SPONSORS**



**Seed Company Sponsors: AGT, Intergrain, Nuseed, SeedNet, Pioneer, Bayer**