

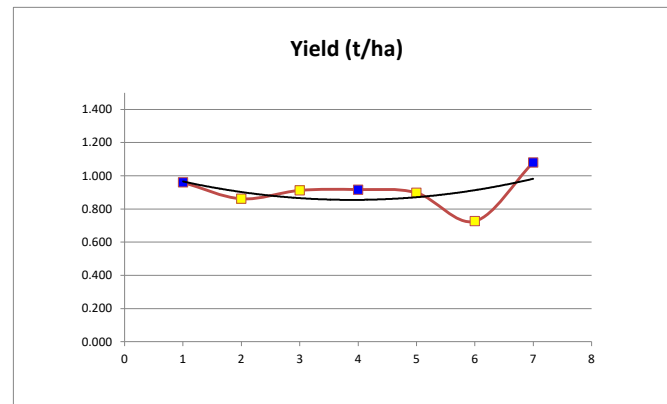
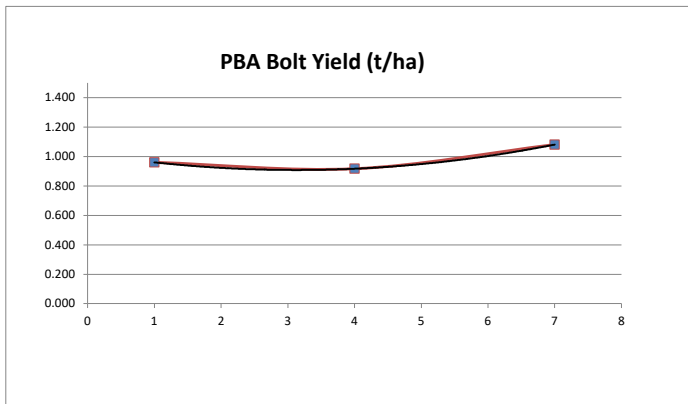


HARVEST DATA - SEPWA/PASE Lentil Variety Trial - P Longmire, Beaumont Harvested 30th October 2019

Plot	Variety!	Plot Length	Plot Width	Area (ha)	Weight (kgs)	Yield (t/ha)	Plot 2	% of Site Mean
1	PBA Bolt	340	12.19	0.414	398	0.960	1	106%
2	PBA Hallmark XT	340	12.19	0.414	357	0.861	4	95%
3	PBA Hurricane XT	340	12.19	0.414	378	0.912	9	100%
4	PBA Bolt	340	12.19	0.414	380	0.917	16	101%
5	PBA Jumbo2	340	12.19	0.414	372	0.898	25	99%
6	PBA Hurricane XT	340	12.19	0.414	301	0.726	36	80%
7	PBA Bolt	340	12.19	0.414	448	1.081	49	119%

Average of Yield (t/ha)	
Variety!	Total
PBA Hurricane XT	0.819
PBA Hallmark XT	0.861
PBA Jumbo2	0.898
PBA Bolt	0.986
Grand Total	0.908

Plot	Variety!	Plot Length	Plot Width	Area (ha)	Weight (kgs)	Yield (t/ha)	Plot 2	% of Site Mean
1	PBA Bolt	340	12.19	0.414	398	0.960	1	106%
4	PBA Bolt	340	12.19	0.414	380	0.917	16	101%
7	PBA Bolt	340	12.19	0.414	448	1.081	49	119%



PLATINUM SPONSORS



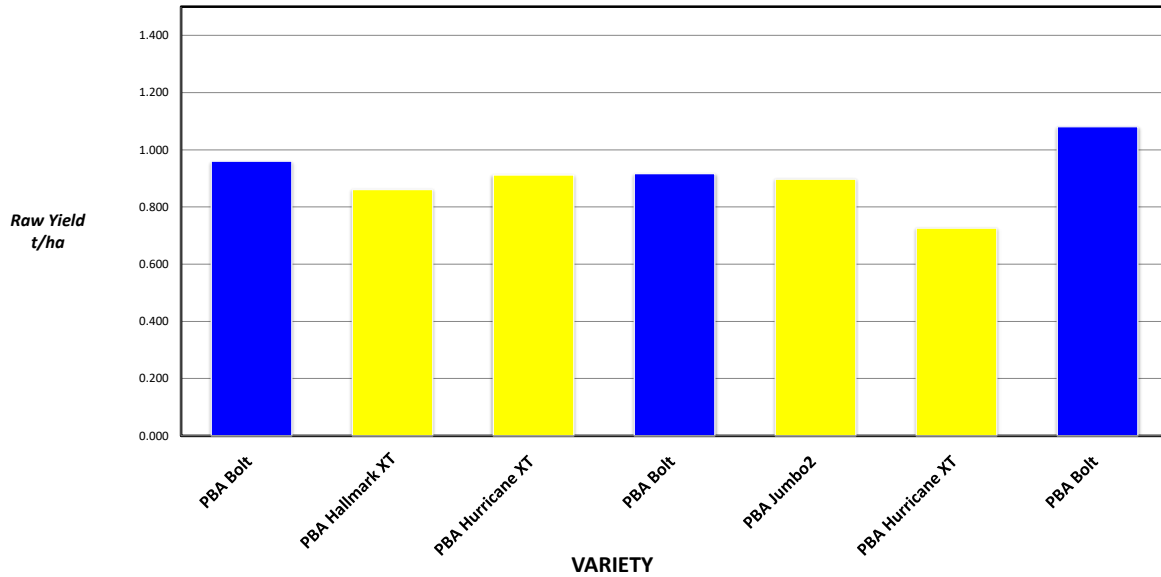
DIAMOND SPONSORS



**Seed Company Sponsors: AGT, Intergrain,
Nuseed, SeedNet, Pioneer, Bayer**



2019 SEPWA/PASE Lentil Variety Trial P Longmire, Beaumont



Plot	Variety!	Yield (t/ha)	% of Site Mean
1	PBA Bolt	0.960	106%
2	PBA Hallmark XT	0.861	95%
3	PBA Hurricane XT	0.912	100%
4	PBA Bolt	0.917	101%
5	PBA Jumbo2	0.898	99%
6	PBA Hurricane XT	0.726	80%
7	PBA Bolt	1.081	119%

Statistical Analysis

Site Mean (t/ha)	0.908
Probability	0.457
Least significant difference 5%	0.3778
CV %	11.3

Site Details

Soil Description:	Clay Loam
Date Sown:	Wednesday, 15 May 2019
Date Harvested	Wednesday, 30 October 2019
Seeding Rate:	40 kg/ha

Plot Dimensions

Length (m)	Width (m)	Area (m ²)	Conversion Factor
340	12.19	0.41	2.41



PLATINUM SPONSORS



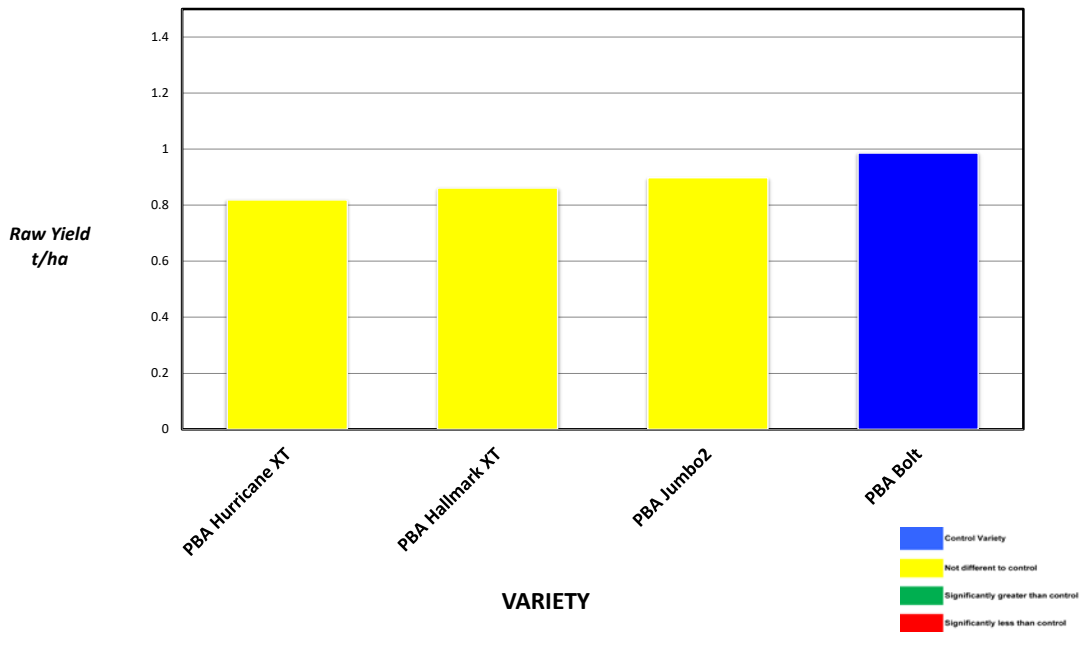
DIAMOND SPONSORS



Seed Company Sponsors: AGT, Intergrain, Nuseed, SeedNet, Pioneer, Bayer



2019 SEPWA/PASE Lentil Variety Trial P Longmire, Beaumont



Variety	Yield (t/ha)	% of PBA Bolt	Moisture %	Defective Pulse	Lentil Class
PBA Hurricane XT	0.819	83%	10.20	4.4%	Lentil 2
PBA Hallmark XT	0.861	87%	10.10	7.8%	Lentil 2
PBA Jumbo2	0.898	91%	10.10	3.9%	Lentil 2
PBA Bolt	0.986	100%	10.40	5.0%	Lentil 2

Maximum Defective for LENT1 6g 3%
Maximum Defective for LENT2 10g 5%

Defective Pulse

Kernels that are black, broken, chipped, diseased, frost damaged, insect damaged, orange tip, sappy, shrivelled, split, sprouted, weather damaged and wrinkled. Includes broken and unbroken pods that contain Red Lentils, loose seed coat, 3% blondes (Aldinga only) and all Red Lentil seed material falling through the slotted screen.

Site Mean (t/ha)	0.908
Probability	0.457
Least significant difference 5%	0.3778
CV %	11.3

Site Details

Soil Description:	Clay Loam
Date Sown:	Wednesday, 15 May 2019
Date Harvested:	Wednesday, 30 October 2019
Seeding Rate:	40 kg/ha

Plot Dimensions

Length (m)	340
Width (m)	12.19
Plot Area (ha)	0.41
Conversion Factor	2.41

Rainfall Data

Growing Season (mm)	224.8
Site Yield (t/ha)	0.908
kg/mm - Rainfall	4.04

RAINFALL 2019 (mm)	January	2.8	
	February	0	
	March	7.8	
	April	12.2	12.2
	May	32.4	44.6
	June	62.2	106.8
	July	15.4	122.2
	August	68	190.2
	September	6.8	197
	October	27.8	224.8
	Total	235.4	

Cumulative Growing Season Rainfall

Station: Beaumont West

PLATINUM SPONSORS



DIAMOND SPONSORS



Seed Company Sponsors: AGT, Intergrain, Nuseed, SeedNet, Pioneer, Bayer