



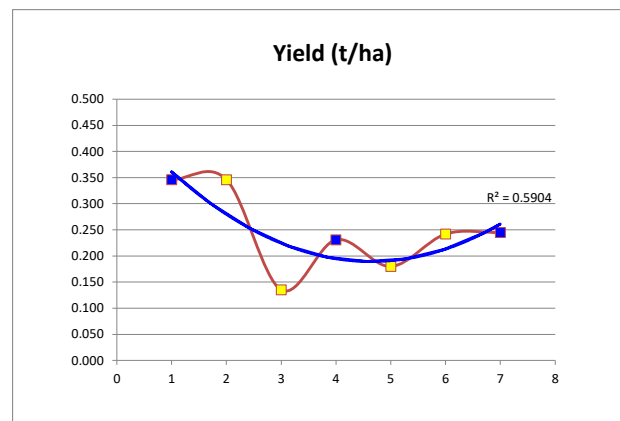
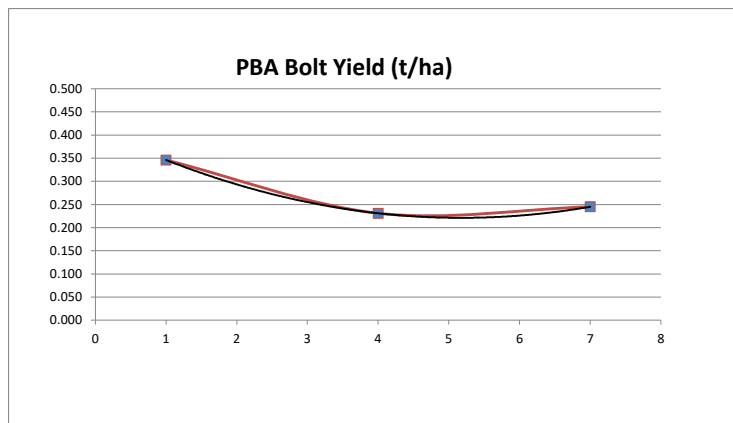
HARVEST DATA - SEPWA/PASE Lentil Variety Trial - R King Cascade Harvested 30th October 2019

Plot	Variety!	Plot Length	Plot Width	Area (ha)	Weight (kgs)	Yield (t/ha)	Plot 2	% of Site Mean
1	PBA Bolt	164	16.8	0.276	95	0.346	1	141%
2	PBA Hallmark XT	164	16.8	0.276	95	0.346	4	141%
3	PBA Jumbo2	164	16.8	0.276	37	0.135	9	55%
4	PBA Bolt	164	16.8	0.276	64	0.231	16	94%
5	PBA Hurricane XT	164	16.8	0.276	50	0.180	25	73%
6	PBA Hallmark XT	164	16.8	0.276	67	0.242	36	98%
7	PBA Bolt	164	16.8	0.276	68	0.245	49	100%

Site Mean
0.100
0.100
-0.111
-0.015
-0.066
-0.004
-0.001

Average of Yield (t/ha)	Total
Variety!	
PBA Jumbo2	0.135
PBA Hurricane XT	0.180
PBA Bolt	0.274
PBA Hallmark XT	0.294
Grand Total	0.246

Plot	Variety!	Plot Length	Plot Width	Area (ha)	Weight (kgs)	Yield (t/ha)	Plot 2	% of Site Mean
1	PBA Bolt	164	16.8	0.276	95	0.346	1	141%
4	PBA Bolt	164	16.8	0.276	64	0.231	16	94%
7	PBA Bolt	164	16.8	0.276	68	0.245	49	100%



PLATINUM SPONSORS



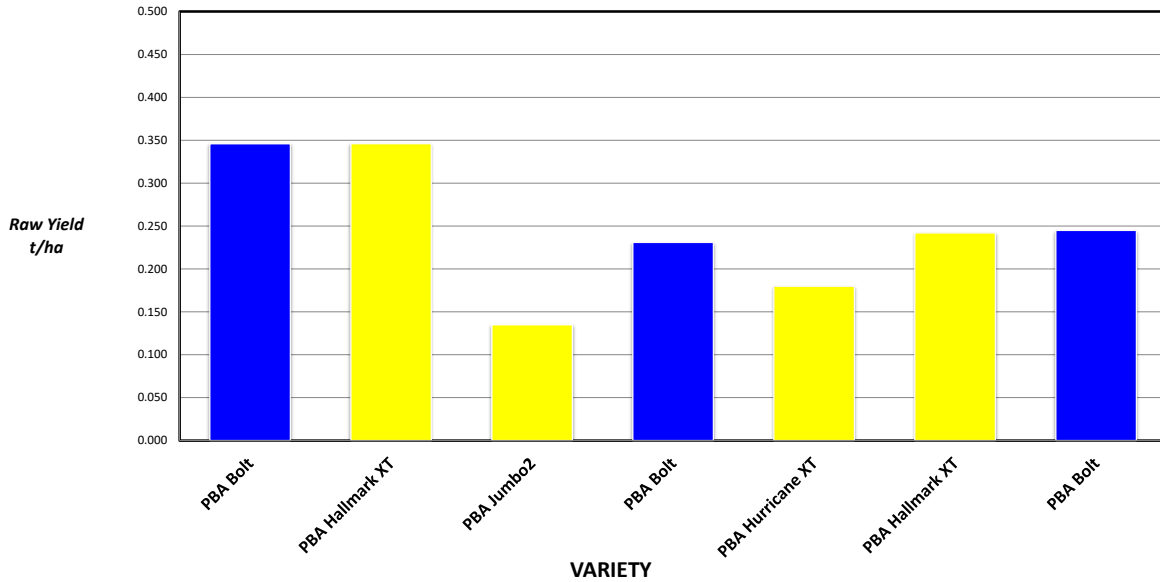
DIAMOND SPONSORS



Seed Company Sponsors: AGT, Intergrain, Nuseed, SeedNet, Pioneer, Bayer



2019 SEPWA/PASE Lentil Variety Trial Rodd King, Cascade



Plot	Variety!	Yield (t/ha)	% of Site Mean
1	PBA Bolt	0.346	141%
2	PBA Hallmark XT	0.346	141%
3	PBA Jumbo2	0.135	55%
4	PBA Bolt	0.231	94%
5	PBA Hurricane XT	0.180	73%
6	PBA Hallmark XT	0.242	98%
7	PBA Bolt	0.245	100%

Note - Jumbo 2 late maturity when desiccated

Statistical Analysis

Site Mean (t/ha)	0.246
Probability	0.222
Least significant difference 5%	0.348
CV %	8.8

Site Details

Soil Description:	Grey Clay
Date Sown:	Saturday, 4 May 2019
Date Harvested	Tuesday, 29 October 2019
Seeding Rate:	40 kg/ha

Plot Dimensions

Length (m)	Width (m)	Area (m ²)	Conversion Factor
164	16.8	0.28	3.63

PLATINUM SPONSORS



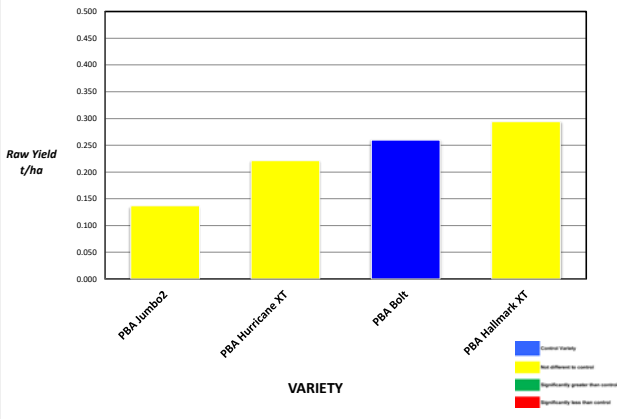
DIAMOND SPONSORS



Seed Company Sponsors: AGT, Intergrain, Nuseed, SeedNet, Pioneer, Bayer



2019 SEPWA/PASE Lentil Variety Trial Rodd King, Cascade



Variety	Yield (t/ha)	% of Bolt	Moisture %	Defective Seeds (g)	Defective Pulse	Lentil Class
PBA Jumbo2	0.137	53%	10.90	9.20	4.6%	Lentil 2
PBA Hurricane XT	0.221	85%	10.80	6.20	3.1%	Lentil 2
PBA Bolt	0.260	100%	10.10	8.65	4.3%	Lentil 2
PBA Hallmark XT	0.294	113%	10.90	5.92	3.0%	Lentil 2

Maximum Defective for LENT1 6g 3%
Maximum Defective for LENT2 10g 5%

Kernels that are black, broken, chipped, diseased, frost damaged, insect damaged, orange tip, sappy, shrivelled, split, sprouted, weather damaged and wrinkled. Includes broken and unbroken pods that contain Red Lentils, loose seed coat, 3% blondes (Aldinga only) and all Red Lentil seed material falling through the slotted screen.

Site Mean (t/ha)	0.246
Probability	0.222
Least significant difference 5%	0.348
CV %	8.8

Site Details

Soil Description:	Grey Clay
Date Sown:	Saturday, 4 May 2019
Date Harvested	Tuesday, 29 October 2019
Seeding Rate:	40 kg/ha

Plot Dimensions

Length (m)	164
Width (m)	16.8
Plot Area (ha)	0.28
Conversion Factor	3.63

Rainfall Data

Growing Season (mm)	213.2
Site Yield (t/ha)	0.246
kg/mm - Rainfall	1.2

RAINFALL 2019 (mm)	January	1.8	
	February	0.4	
	March	14.8	
	April	23	23
	May	18.2	41.2
	June	26.6	67.8
	July	17.6	85.4
	August	83.4	168.8
	September	16.6	185.4
	October	27.8	213.2
	Total	230.2	

Cumulative Growing Season Rainfall

Station: DPIRD Weather Station Cascade 1

PLATINUM SPONSORS



DIAMOND SPONSORS



Seed Company Sponsors: AGT, Intergrain, Nuseed, SeedNet, Pioneer, Bayer