

## HARVEST DATA - SEPWA Barley Variety Trial - W & C Walter Pty Ltd Cascade Harvested - 13th November 2020

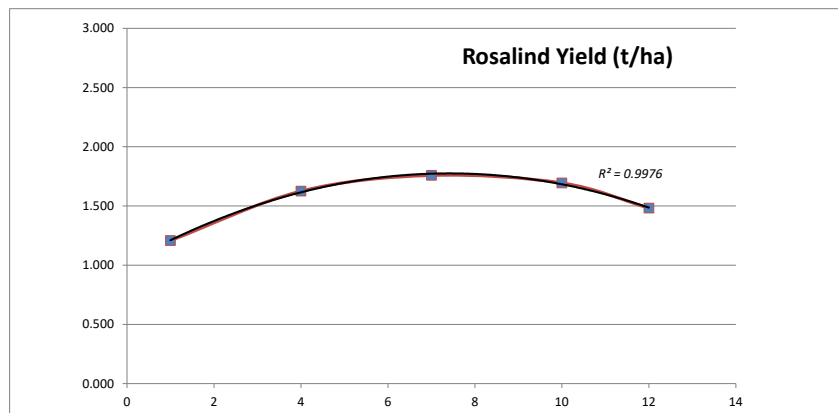
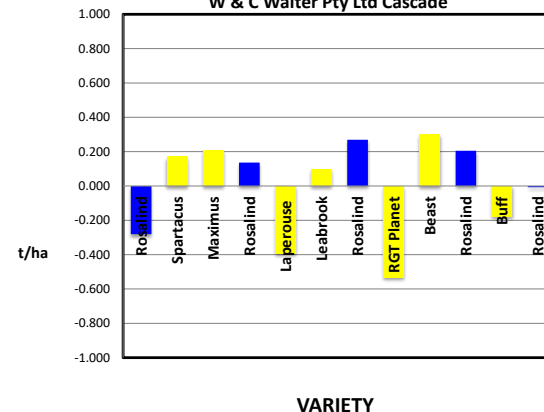


Plot	Variety!	Plot Length	Plot Width	Area (ha)	Weight (kgs)	Yield (t/ha)	Plot 2	% of Site Mean
1	Rosalind	200	12	0.240	290	1.208	1	81%
2	Spartacus	200	12	0.240	398	1.660	4	111%
3	Maximus	200	12	0.240	407	1.696	9	114%
4	Rosalind	200	12	0.240	390	1.625	16	109%
5	Laperouse	200	12	0.240	263	1.096	25	74%
6	Leabrook	200	12	0.240	381	1.586	36	107%
7	Rosalind	200	12	0.240	422	1.758	49	118%
8	RGT Planet	200	12	0.240	229	0.953	64	64%
9	Beast	200	12	0.240	430	1.792	81	120%
10	Rosalind	200	12	0.240	407	1.694	100	114%
11	Buff	200	12	0.240	315	1.313	121	88%
12	Rosalind	200	12	0.240	356	1.482	144	100%

Average of Yield (t/ha)	
Variety!	Total
RGT Planet	<b>0.953</b>
Laperouse	<b>1.096</b>
Buff	<b>1.313</b>
Rosalind	<b>1.554</b>
Leabrook	<b>1.586</b>
Spartacus	<b>1.660</b>
Maximus	<b>1.696</b>
Beast	<b>1.792</b>
Grand Total	<b>1.489</b>

Plot	Variety!	Plot Length	Plot Width	Area (ha)	Weight (kgs)	Yield (t/ha)	Plot 2	% of Site Mean
1	Rosalind	200	12	0.240	290	1.208	1	81%
4	Rosalind	200	12	0.240	390	1.625	16	109%
7	Rosalind	200	12	0.240	422	1.758	49	118%
10	Rosalind	200	12	0.240	407	1.694	100	114%
12	Rosalind	200	12	0.240	356	1.482	144	100%

**2020 SEPWA BARLEY Variety Trial**  
Variety comparison to Site Mean (t/ha)  
W & C Walter Pty Ltd Cascade



**PLATINUM SPONSORS**

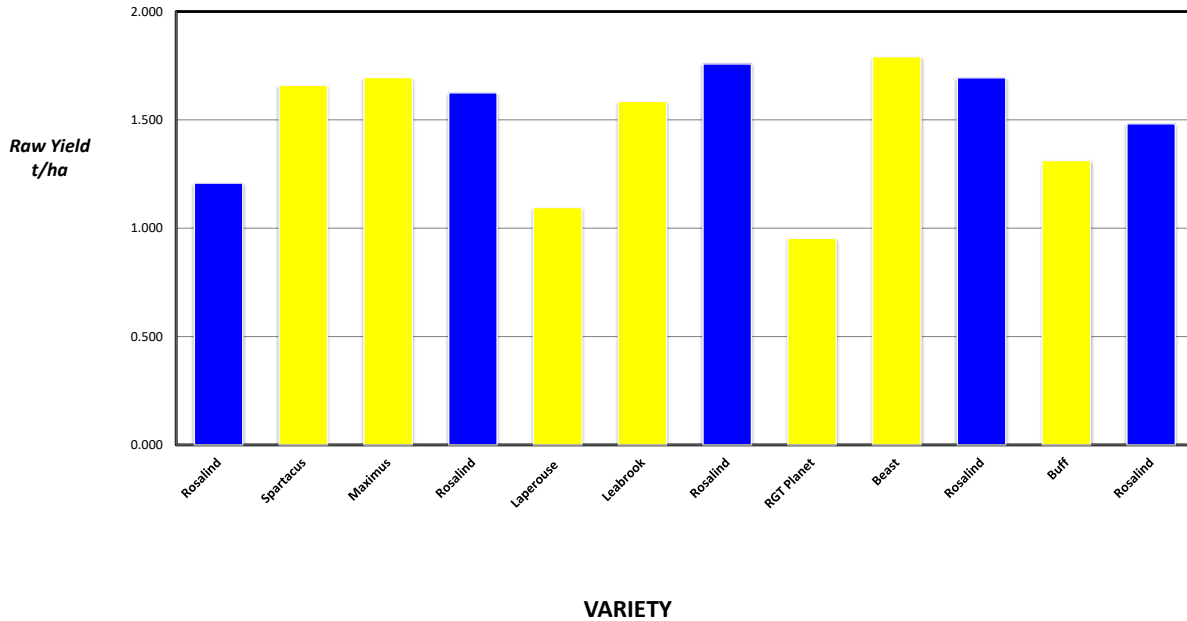


**DIAMOND SPONSORS**



**Seed Company Sponsors: AGT, Intergrain, Nuseed  
SeedNet, Pioneer, Bayer, Pacific Seeds, SeedForce**

## 2020 SEPWA BARLEY Variety Trial W & C Walter Pty Ltd Cascade



Plot	Variety!	Yield (t/ha)	% of Site Mean
1	Rosalind	1.208	81%
2	Spartacus	1.660	111%
3	Maximus	1.696	114%
4	Rosalind	1.625	109%
5	Laperouse	1.096	74%
6	Leabrook	1.586	107%
7	Rosalind	1.758	118%
8	RGT Planet	0.953	64%
9	Beast	1.792	120%
10	Rosalind	1.694	114%
11	Buff	1.313	88%
12	Rosalind	1.482	100%



### Site Details

Soil Description: Duplex  
 Date Sown: Friday, 29 May 2020  
 Date Harvested: Friday, 13 November 2020  
 Seeding Rate: 70 kg/ha

### Statistical Analysis

Site Mean (t/ha) 1.489  
 Probability 0.264  
 Least significant difference 5% 0.665  
 CV % 14.7

### Plot Dimensions

Length (m)	Width (m)	Area (m2)	Conversion Factor
200	12	0.240	4.17



### PLATINUM SPONSORS

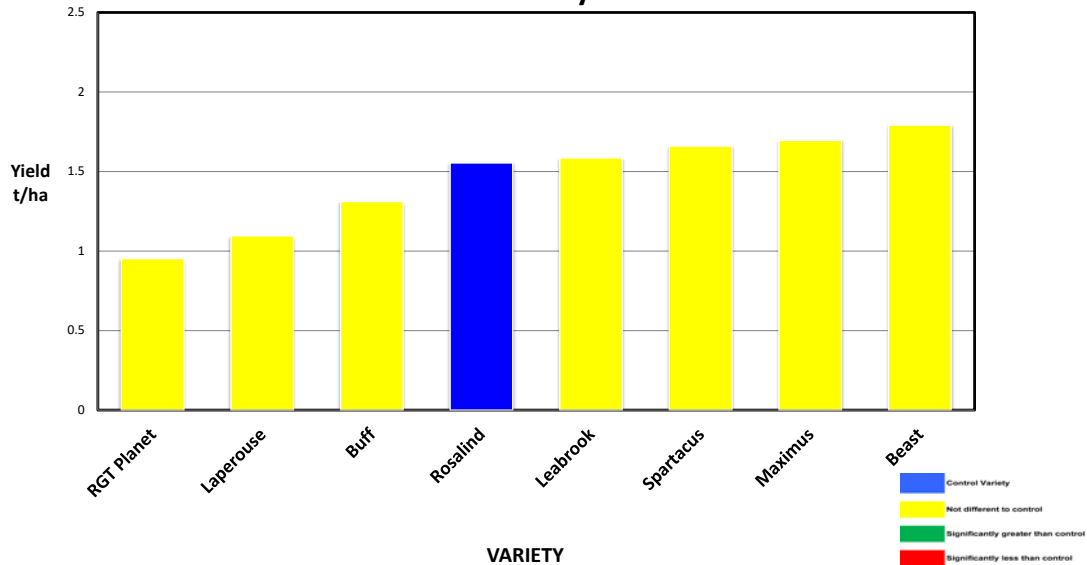


### DIAMOND SPONSORS



**Seed Company Sponsors: AGT, Intergrain, Nuseed  
SeedNet, Pioneer, Bayer, Pacific Seeds, SeedForce**

## 2020 SEPWA BARLEY Variety Trial W & C Walter Pty Ltd Cascade



Variety	Maturity	Yield (t/ha)	% of Rosalind	Protein %	Colour	Hect kg/ha	Screenings %	Grade
RGT Planet	Mid-season	0.953	61%	16.5	57	66	38.4	BFED1
Laperouse (Stage 1)	Mid-season	1.096	71%	16.9	59	66	37.1	BFED1
Buff (Stage 2)	Early Season	1.312	84%	14.9	59	66	27.2	BFED1
Rosalind	Mid-season	1.554	100%	15.7	59	67	39.2	BFED1
Leabrook (Stage 2)	Early - Mid season	1.586	102%	15.6	59	65	21.8	BFED1
Spartacus	Early Season	1.660	107%	15.8	59	66	42.1	BFED1
Maximus (Stage 2)	Early Season	1.696	109%	14.5	58	67	36.9	BFED1
Beast (Stage 1)	Early Season	1.792	115%	15.5	59	66	13.6	BFED1

*Stage 1 or Stage 2 denotes under early stage of malt evaluation*

Site Mean (t/ha) 1.489  
 Probability 0.264  
 Least significant difference 5% 0.665  
 CV % 14.7

### Site Details

Soil Description: Duplex  
 Date Sown: Friday, 29 May 2020  
 Date Harvested: Friday, 13 November 2020  
 Seeding Rate: 70 kg/ha

### Plot Dimensions

Length (m) 200  
 Width (m) 12  
 Plot Area (ha) 0.24  
 Conversion Factor 4.17

### Rainfall Data

Growing Season (mm) 144.4  
 Site Yield (t/ha) 1.489  
 kg/mm - Rainfall 10.31

RAINFALL 2020 ( mm )	January	5.6	Cumulative Growing Season Rainfall	
	February	81.4		
	March	41.2		
	April	7.8		7.8
	May	21.2		29
	June	26.2		55.2
	July	41		96.2
	August	26		122.2
	September	9.4		131.6
	October	12.8		144.4
	November	16.6		
	Total	289.2		

Station: DPIRD Cascade (NE)



### PLATINUM SPONSORS



### DIAMOND SPONSORS



**Seed Company Sponsors: AGT, Intergrain, Nuseed  
 SeedNet, Pioneer, Bayer, Pacific Seeds, SeedForce**