

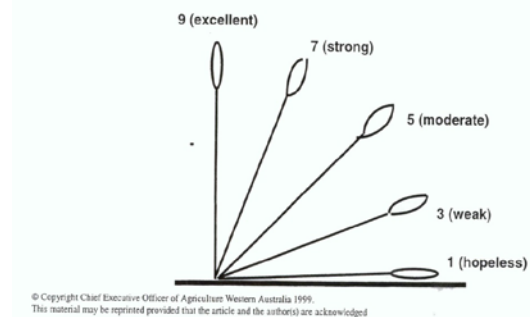
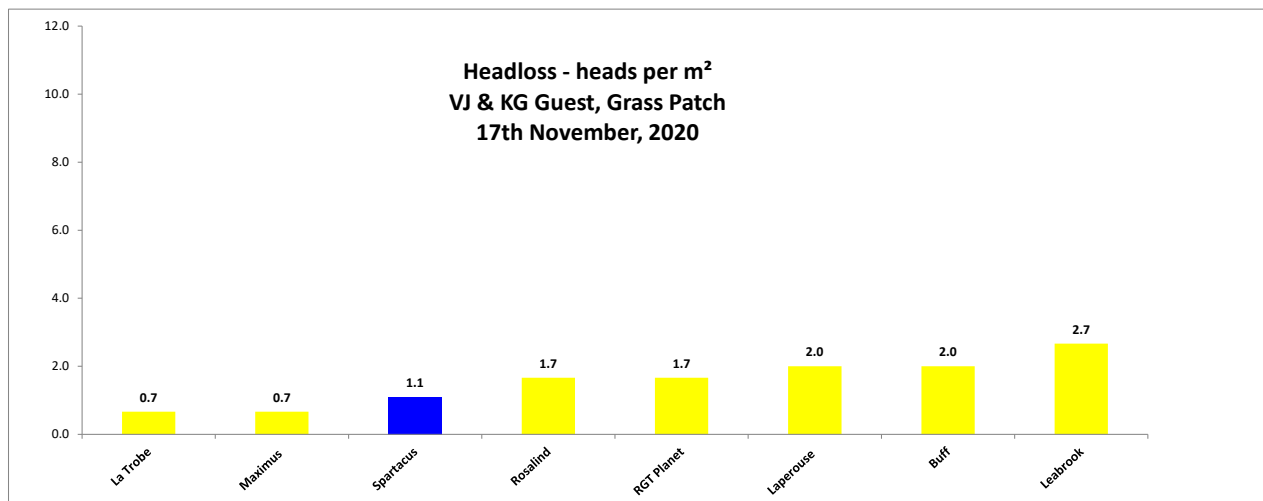
SEPWA Barley Variety Trials - Head Loss - VJ & KG Guest, Grass Patch
Head Loss counts taken 17th November, 2020



Plot	Variety!	Lodging Score	1	2	3	4	5	6	7	8	9	10	11	12	13	14	15	16	17	18	19	20	Average per Quadrat	Row Spacing	Heads per m ²
1	Spartacus	8.0	0	0	0	0	0	0	1	1	1	0	0	0	0	0	0	0	0	0	0	1	0.2	30	0.7
2	Maximus	7.5	0	1	0	0	0	0	0	0	0	0	0	1	0	1	0	0	1	0	0	0	0.2	30	0.7
3	La Trobe	8.5	0	0	1	0	0	0	0	0	0	0	0	0	1	0	0	1	0	0	1	0	0.2	30	0.7
4	Spartacus	7.5	0	1	1	0	0	0	0	0	0	0	0	0	0	0	1	0	1	0	1	0	0.3	30	0.8
5	Rosalind	8.0	1	1	0	0	1	0	0	0	0	1	2	1	0	0	2	0	0	1	0	0	0.5	30	1.7
6	Buff	7.5	0	0	1	0	1	0	0	0	1	1	1	0	1	2	1	2	0	0	1	0	0.6	30	2.0
7	Spartacus	7.5	1	0	0	0	0	0	0	0	1	0	1	2	0	0	1	0	1	0	0	2	0.5	30	1.5
8	Leabrook	8.5	0	0	0	3	1	2	1	1	1	0	1	0	1	0	1	2	0	1	0	1	0.8	30	2.7
9	Laperouse	8.5	0	0	1	0	0	0	0	10	0	0	0	0	0	0	0	1	0	0	0	0	0.6	30	2.0
10	Spartacus	8.0	0	0	1	1	2	2	0	0	0	0	0	0	1	0	1	0	0	0	1	0	0.5	30	1.5
11	RGT Planet	7.5	1	0	1	0	0	0	0	0	0	2	0	0	0	0	2	2	0	1	0	1	0.5	30	1.7
12	Spartacus	8.0	0	0	0	0	2	1	0	0	0	0	0	1	1	0	0	0	1	0	0	0	0.3	30	1.0

Row Labels	Heads per m ²
La Trobe	0.7
Maximus	0.7
Spartacus	1.1
Rosalind	1.7
RGT Planet	1.7
Laperouse	2.0
Buff	2.0
Leabrook	2.7
Grand Total	1.4

Lodging Score—9: Erect, 5 : 45 degrees, 1 : Flat on Ground



PLATINUM SPONSORS



DIAMOND SPONSORS



Seed Company Sponsors : AGT, Intergrain, Nuseed
SeedNet, Pioneer, Bayer, Pacific Seeds, SeedForce

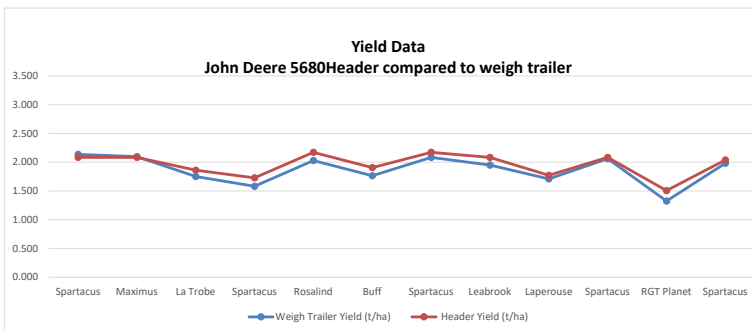
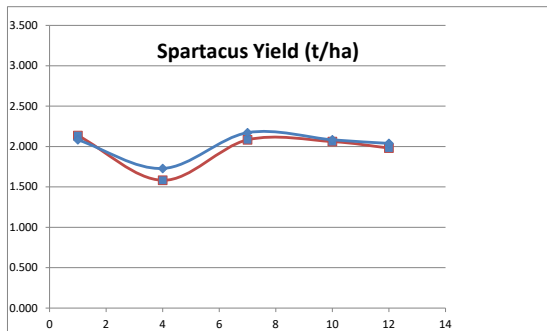
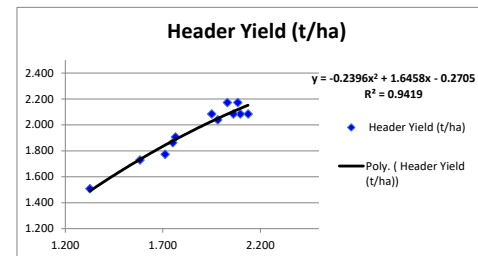
HARVEST DATA - SEPWA Barley Variety Trial - VJ & KG Guest, Grass Patch
Harvested 17 November 2020
Comparison between Weigh Trailer and John Deere 5680 Header



Plot	Variety!	Plot Length	Plot Width	Area (ha)	Weight (kgs)	Weigh Trailer Yield (t/ha)	Weigh Trailer % of Site Mean	Header Weight (kgs)	Header Yield (t/ha)	Header % of Site Mean
1	Spartacus	188	12	0.226	482	2.137	114%	470	2.083	106%
2	Maximus	188	12	0.226	473	2.097	112%	470	2.083	106%
3	La Trobe	188	12	0.226	395	1.751	93%	420	1.862	95%
4	Spartacus	188	12	0.226	357	1.582	84%	390	1.729	88%
5	Rosalind	188	12	0.226	458	2.030	108%	490	2.172	111%
6	Buff	188	12	0.226	398	1.764	94%	430	1.906	97%
7	Spartacus	188	12	0.226	470	2.083	111%	490	2.172	111%
8	Leabrook	188	12	0.226	440	1.950	104%	470	2.083	106%
9	Laperouse	188	12	0.226	386	1.711	91%	400	1.773	91%
10	Spartacus	188	12	0.226	465	2.061	110%	470	2.083	106%
11	RGT Planet	188	12	0.226	299	1.325	71%	340	1.507	77%
12	Spartacus	188	12	0.226	447	1.981	106%	460	2.039	104%

Variety!	Data	
	Weigh Trailer (t/ha)	Header (t/ha)
Spartacus	1.969	2.021
La Trobe	1.751	1.862
Rosalind	2.030	2.172
Buff	1.764	1.906
Leabrook	1.950	2.083
RGT Planet	1.325	1.507
Maximus	2.097	2.083
Laperouse	1.711	1.773
Average of Yield (t/ha)	1.873	1.958

Plot	Variety!	Plot Length	Plot Width	Area (ha)	Weight (kgs)	Weigh Trailer Yield (t/ha)	Weigh Trailer % of Site Mean	Header Weight (kgs)	Header Yield (t/ha)	Header % of Site Mean
1	Spartacus	188	12	0.226	482	2.137	114%	470	2.083	106%
4	Spartacus	188	12	0.226	357	1.582	84%	390	1.729	88%
7	Spartacus	188	12	0.226	470	2.083	111%	490	2.172	111%
10	Spartacus	188	12	0.226	465	2.061	110%	470	2.083	106%
12	Spartacus	188	12	0.226	447	1.981	106%	460	2.039	104%



PLATINUM SPONSORS



DIAMOND SPONSORS



**Seed Company Sponsors: AGT, Intergain, Nuseed
 SeedNet, Pioneer, Bayer, Pacific Seeds, SeedForce**

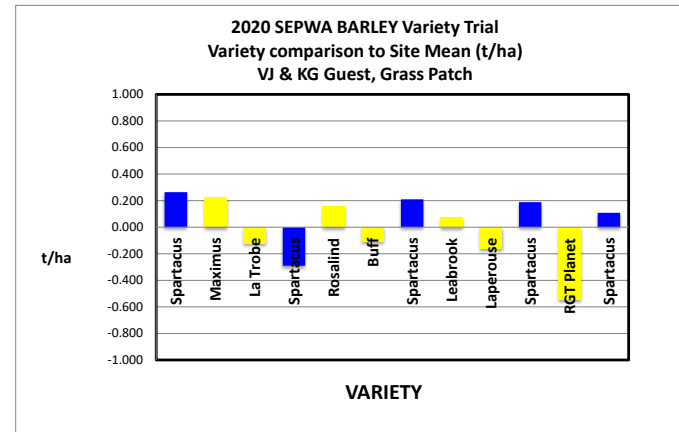
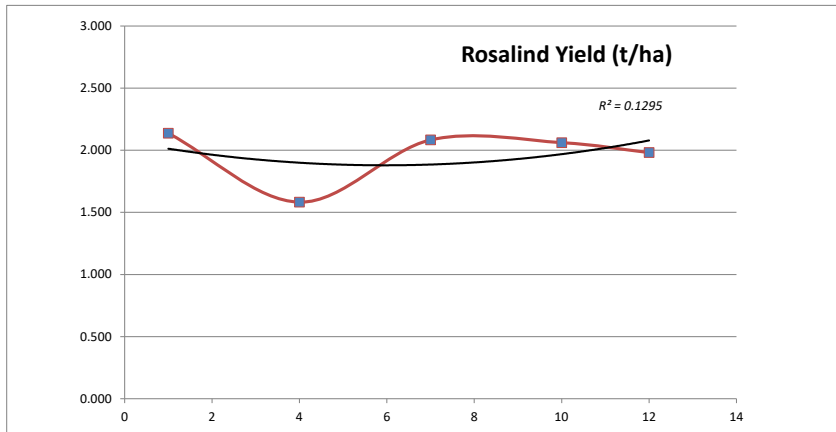
HARVEST DATA - SEPWA Barley Variety Trial - VJ & KG Guest, Grass Patch Harvested - 13th November 2020



Plot	Variety!	Plot Length	Plot Width	Area (ha)	Weight (kgs)	Yield (t/ha)	Plot 2	% of Site Mean
1	Spartacus	188	12	0.226	482	2.137	1	114%
2	Maximus	188	12	0.226	473	2.097	4	112%
3	La Trobe	188	12	0.226	395	1.751	9	93%
4	Spartacus	188	12	0.226	357	1.582	16	84%
5	Rosalind	188	12	0.226	458	2.030	25	108%
6	Buff	188	12	0.226	398	1.764	36	94%
7	Spartacus	188	12	0.226	470	2.083	49	111%
8	Leabrook	188	12	0.226	440	1.950	64	104%
9	Laperouse	188	12	0.226	386	1.711	81	91%
10	Spartacus	188	12	0.226	465	2.061	100	110%
11	RGT Planet	188	12	0.226	299	1.325	121	71%
12	Spartacus	188	12	0.226	447	1.981	144	106%

Average of Yield (t/ha)	
Variety!	Total
RGT Planet	1.325
Laperouse W/4952	1.711
La Trobe	1.751
Buff	1.764
Leabrook	1.950
Spartacus	1.969
Rosalind	2.030
Maximus (1705)	2.097
Grand Total	1.873

Plot	Variety!	Plot Length	Plot Width	Area (ha)	Weight (kgs)	Yield (t/ha)	Plot 2	% of Site Mean
1	Spartacus	188	12	0.226	482	2.137	1	114%
4	Spartacus	188	12	0.226	357	1.582	16	84%
7	Spartacus	188	12	0.226	470	2.083	49	111%
10	Spartacus	188	12	0.226	465	2.061	100	110%
12	Spartacus	188	12	0.226	447	1.981	144	106%



PLATINUM SPONSORS

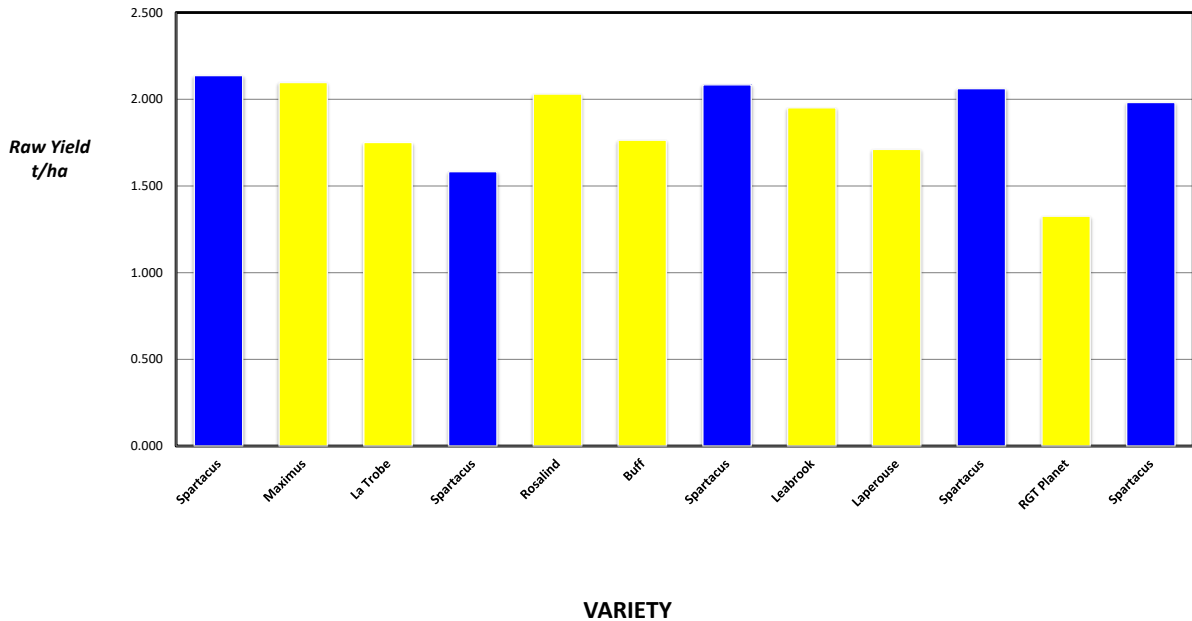


DIAMOND SPONSORS



**Seed Company Sponsors: AGT, Intergrain, Nuseed
SeedNet, Pioneer, Bayer, Pacific Seeds, SeedForce**

2020 SEPWA BARLEY Variety Trial VJ & KG Guest, Grass Patch



Plot	Variety!	Yield (t/ha)	% of Site Mean
1	Spartacus	2.137	114%
2	Maximus	2.097	112%
3	La Trobe	1.751	93%
4	Spartacus	1.582	84%
5	Rosalind	2.030	108%
6	Buff	1.764	94%
7	Spartacus	2.083	111%
8	Leabrook	1.950	104%
9	Laperouse	1.711	91%
10	Spartacus	2.061	110%
11	RGT Planet	1.325	71%
12	Spartacus	1.981	106%



Site Details

Soil Description: Loamy Clay
Date Sown: Monday, 4 May 2020
Date Harvested: Tuesday, 17 November 2020
Seeding Rate: 45 kg/ha

Statistical Analysis

Site Mean (t/ha) 1.873
Probability 0.399
Least significant difference 5% 0.6787
CV % 11.9

Plot Dimensions

Length (m)	Width (m)	Area (m ²)	Conversion Factor
188	12	0.226	4.43



PLATINUM SPONSORS

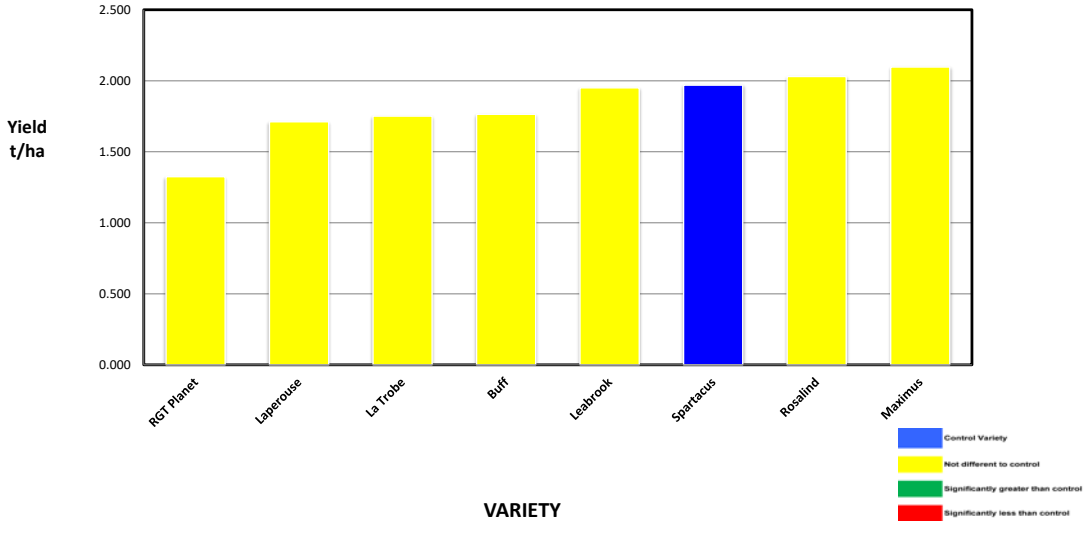


DIAMOND SPONSORS



Seed Company Sponsors: AGT, Intergrain, Nuseed
 SeedNet, Pioneer, Bayer, Pacific Seeds, SeedForce

2020 SEPWA BARLEY Variety Trial VJ & KG Guest, Grass Patch



Variety	Maturity	Yield (t/ha)	% of Spartacus	Protein %	Colour	Hect kg/ha	Screenings %	Grade
RGT Planet	Mid-season	1.325	67%	11.5	59	66	19.3	Malt1
Laperouse (Stage 1)	Mid-season	1.711	87%	12.2	60	65	9.6	Malt1
La Trobe	Early - Mid season	1.751	89%	12.9	59	66	15.3	BFED1
Buff	Early Season	1.764	90%	12.6	59	67	19.6	BFED1
Leabrook (Stage 1)	Early - Mid season	1.950	99%	11.5	60	68	20.1	BFED1
Spartacus	Early Season	1.969	100%	12.5	60	64	23.1	BFED1
Rosalind	Mid-season	2.030	103%	13.9	60	65	19.8	BFED1
Maximus (Stage 2)	Early Season	2.097	107%	12.8	60	66	13.5	BFED1

Stage 1 or Stage 2 denotes under early stage of malt evaluation

Site Mean (t/ha) 1.873
 Probability 0.399
 Least significant difference 5% 0.679
 CV % 11.9

Site Details

Soil Description: Loamy Clay
 Date Sown: Monday, 4 May 2020
 Date Harvested: Tuesday, 17 November 2020
 Seeding Rate: 45 kg/ha

Plot Dimensions

Length (m) 188
 Width (m) 12
 Plot Area (ha) 0.23
 Conversion Factor 4.43

Rainfall Data

Growing Season (mm) 162.6
 Site Yield (t/ha) 1.873
 kg/mm - Rainfall 11.52

RAINFALL 2020 (mm)	January	11	
	February	46.6	
	March	19.8	
	April	9.6	9.6
	May	21.6	31.2
	June	24.4	55.6
	July	37.6	93.2
	August	42.8	136
	September	9.2	145.2
	October	17.4	162.6
	November	37	
	Total	277	

Cumulative Growing Season Rainfall

Station: DPIRD Grass Patch (GP001)



PLATINUM SPONSORS



DIAMOND SPONSORS



**Seed Company Sponsors: AGT, Intergrain, Nuseed
 SeedNet, Pioneer, Bayer, Pacific Seeds, SeedForce**