

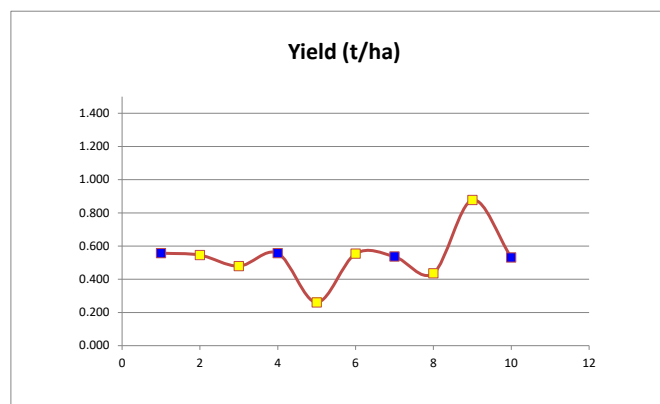
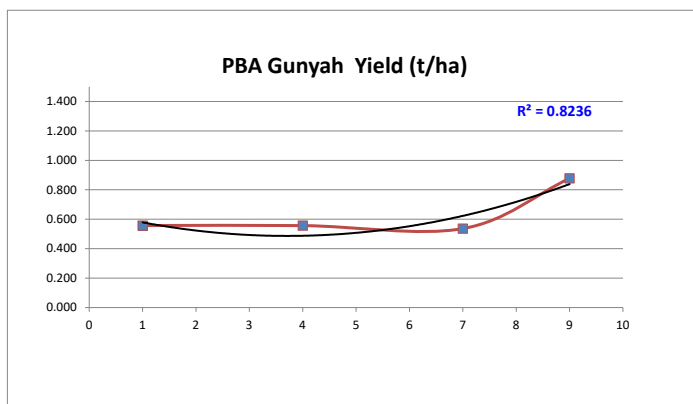


HARVEST DATA - SEPWA/PASE Field Pea Variety Trial - DC & JA Sanderson, Grass Patch Harvested 3rd December 2020

| Plot | Variety! | Plot Length | Plot Width | Area (ha) | Weight (kgs) | Yield (t/ha) | Plot 2 | % of Site Mean |
|------|--------------|-------------|------------|-----------|--------------|--------------|--------|----------------|
| 1 | PBA Gonyah | 160 | 12 | 0.192 | 107 | 0.557 | 1 | 105% |
| 2 | OPZ 1408 | 160 | 12 | 0.192 | 105 | 0.546 | 4 | 102% |
| 3 | PBA Twilight | 160 | 12 | 0.192 | 92 | 0.479 | 9 | 90% |
| 4 | PBA Gonyah | 160 | 12 | 0.192 | 107 | 0.557 | 16 | 104% |
| 5 | ParaField | 160 | 12 | 0.192 | 50 | 0.260 | 25 | 49% |
| 6 | PBA Butler | 160 | 12 | 0.192 | 106 | 0.554 | 36 | 104% |
| 7 | PBA Gonyah | 160 | 12 | 0.192 | 103 | 0.536 | 49 | 101% |
| 8 | PBA Wharton | 160 | 12 | 0.192 | 84 | 0.436 | 64 | 82% |
| 9 | PBA Gonyah | 160 | 12 | 0.192 | 169 | 0.878 | 81 | 165% |
| 10 | Kastar | 160 | 12 | 0.192 | 102 | 0.531 | 100 | 100% |

| Average of Yield (t/ha) | |
|-------------------------|-------|
| Variety! | Total |
| ParaField | 0.260 |
| PBA Wharton | 0.436 |
| PBA Twilight | 0.479 |
| Kastar | 0.531 |
| OPZ 1408 | 0.546 |
| PBA Butler | 0.554 |
| PBA Gonyah | 0.632 |
| Grand Total | 0.533 |

| Plot | Variety! | Plot Length | Plot Width | Area (ha) | Weight (kgs) | Yield (t/ha) | Plot 2 | % of Site Mean |
|------|------------|-------------|------------|-----------|--------------|--------------|--------|----------------|
| 1 | PBA Gonyah | 160 | 12 | 0.192 | 107 | 0.557 | 1 | 105% |
| 4 | PBA Gonyah | 160 | 12 | 0.192 | 107 | 0.557 | 16 | 104% |
| 7 | PBA Gonyah | 160 | 12 | 0.192 | 103 | 0.536 | 49 | 101% |
| 9 | PBA Gonyah | 160 | 12 | 0.192 | 169 | 0.878 | 81 | 165% |



PLATINUM SPONSORS



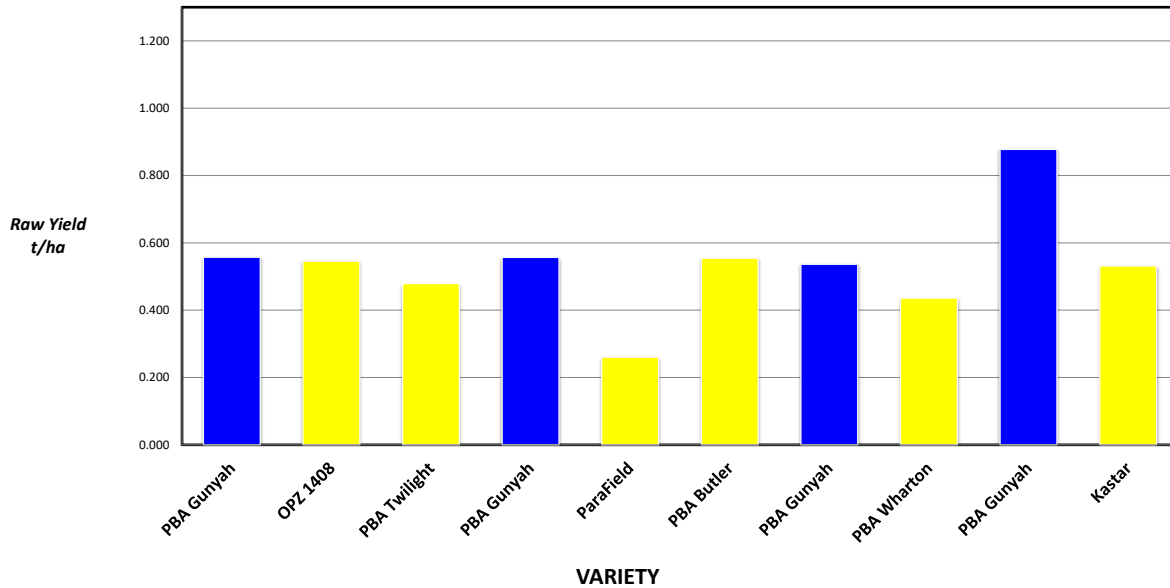
DIAMOND SPONSORS



Seed Company Sponsors: AGT, Intergrain, Nuseed
SeedNet, Pioneer, Bayer, Pacific Seeds, SeedForce



2020 SEPWA/PASE Field Pea Variety Trial DC & JA Sanderson, Grass Patch



| Plot | Variety! | Yield (t/ha) | % of Site Mean |
|------|--------------|--------------|----------------|
| 1 | PBA Gunyah | 0.557 | 105% |
| 2 | OPZ 1408 | 0.546 | 102% |
| 3 | PBA Twilight | 0.479 | 90% |
| 4 | PBA Gunyah | 0.557 | 104% |
| 5 | ParaField | 0.260 | 49% |
| 6 | PBA Butler | 0.554 | 104% |
| 7 | PBA Gunyah | 0.536 | 101% |
| 8 | PBA Wharton | 0.436 | 82% |
| 9 | PBA Gunyah | 0.878 | 165% |
| 10 | Kastar | 0.531 | 100% |



Site Details

Soil Description: Duplex Loam
 Date Sown: Saturday, 6 June 2020
 Date Harvested: Thursday, 3 December 2020
 Seeding Rate: 95 kg/ha

Plot Dimensions

| Length (m) | Width (m) | Area (m2) | Conversion Factor |
|------------|-----------|-----------|-------------------|
| 160 | 12 | 0.19 | 5.21 |

Statistical Analysis

| | |
|---------------------------------|--------|
| Site Mean (t/ha) | 0.533 |
| Probability | 0.411 |
| Least significant difference 5% | 0.6681 |
| CV % | 22.9 |



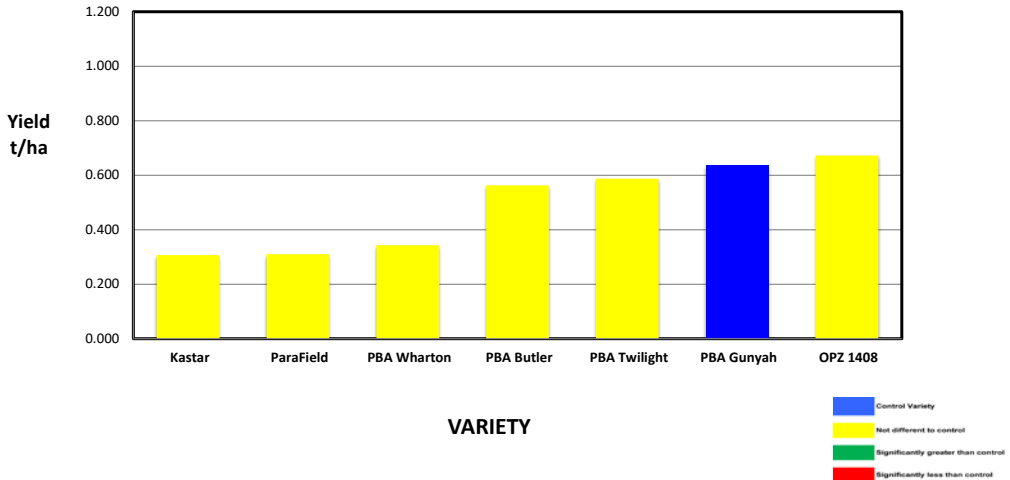
DIAMOND SPONSORS



Seed Company Sponsors: AGT, Intergrain, Nuseed
 SeedNet, Pioneer, Bayer, Pacific Seeds, SeedForce



2020 SEPWA/PASE Field Pea Variety Trial DC & JA Sanderson, Grass Patch



| Variety | Yield (t/ha) | % of PBA Gonyah | Moisture % | Protein % | Defective Pulse (g) | Defective Pulse | Poor Colour Pulse |
|-------------------|--------------|-----------------|-------------|-------------|---------------------|-----------------|-------------------|
| Kastar | 0.307 | 48% | 10.70 | 22.6 | 4.22 | 2.1% | 0.00% |
| ParaField | 0.31 | 49% | 8.70 | 22.6 | 6.91 | 3.5% | 0.27% |
| PBA Wharton | 0.343 | 54% | 8.70 | 22.8 | 6.14 | 3.1% | 0.00% |
| PBA Butler | 0.563 | 88% | 8.30 | 24.7 | 7.58 | 3.8% | 0.19% |
| PBA Twilight | 0.587 | 92% | 8.70 | 23.5 | 5.54 | 2.8% | 0.15% |
| PBA Gonyah | 0.638 | 100% | 8.60 | 22.7 | 6.14 | 3.1% | 0.00% |
| OPZ 1408 | 0.672 | 105% | 8.30 | 22.8 | 8.61 | 4.3% | 0.03% |

| 4.3 POOR COLOURED AND DEFECTIVE FIELD PEAS | | | | | |
|---|------|------|------|------|-------|
| Poor Colour Pulses (maximum %) | 1.0% | 1.0% | 1.0% | 1.0% | 15.0% |
| Poor Colour Pulses (maximum g) | 2g | 2g | 2g | 2g | 30g |
| Seed coats with visible markings, dark brown to black in colour. Includes green kernels inside the seed coat | | | | | |
| Defective Pulses (maximum %) | 3.0% | 3.0% | 7.0% | 7.0% | 15.0% |
| Defective Pulses (maximum g) | 6g | 6g | 14g | 14g | 30g |
| All Poor Colour Peas, seeds that are broken, damaged, split, sappy, green, immature, shrivelled, distorted, insect damaged and sprouted | | | | | |

Site Mean (t/ha) 0.533
Probability 0.411
Least significant difference 5% 0.6681
CV % 22.9

Site Details

Soil Description: Duplex Loam
Date Sown: Saturday, 6 June 2020
Date Harvested Thursday, 3 December 2020
Seeding Rate: 95 kg/ha

Plot Dimensions

Length (m) 160
Width (m) 12
Plot Area (ha) 0.19
Conversion Factor 5.21

Rainfall Data

Growing Season (mm) 162.6
Site Yield (t/ha) 0.533
kg/mm - Rainfall 3.3

| RAINFALL 2020 (mm) | January | 11 | |
|--------------------|--------------|------------|-------|
| | February | 46.6 | |
| | March | 19.8 | |
| | April | 9.6 | 9.6 |
| | May | 21.6 | 31.2 |
| | June | 24.4 | 55.6 |
| | July | 37.6 | 93.2 |
| | August | 42.8 | 136 |
| | September | 9.2 | 145.2 |
| | October | 17.4 | 162.6 |
| | November | 37 | |
| | Total | 277 | |

Cumulative Growing Season Rainfall

Station: DPIRD Grass Patch (GP001)



PLATINUM SPONSORS



DIAMOND SPONSORS



Seed Company Sponsors: AGT, Intergrain, Nuseed, SeedNet, Pioneer, Bayer, Pacific Seeds, SeedForce