

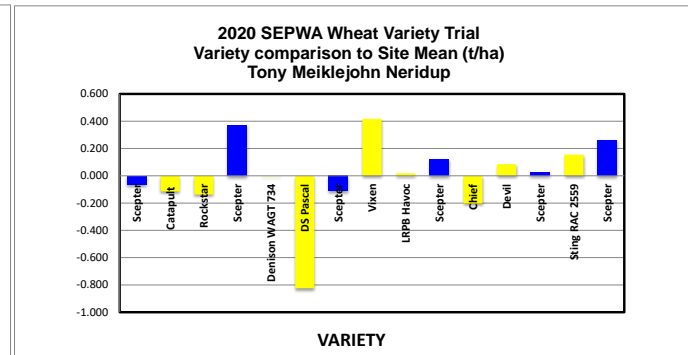
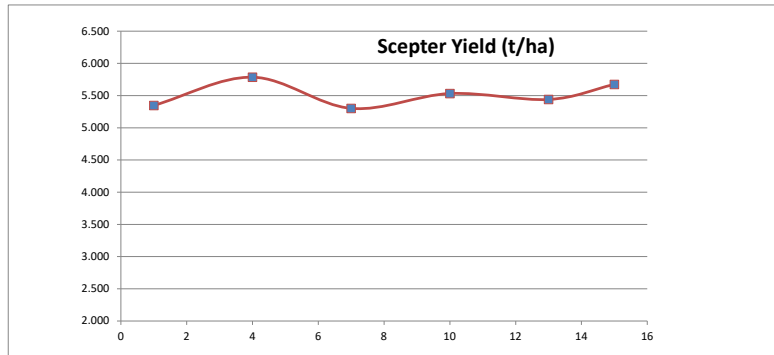
HARVEST DATA - SEPWA Wheat Variety Trial - Tony Meiklejohn Neridup Harvested 27th November 2020

Plot	Variety!	Plot Length	Plot Width	Area (ha)	Weight (kgs)	Yield (t/ha)	Plot 2	% of Site Mean
1	Scepter	188	12	0.23	1206	5.348	1	99%
2	Catapult	188	12	0.23	1195	5.297	4	98%
3	Rockstar	188	12	0.23	1190	5.275	9	97%
4	Scepter	188	12	0.23	1305	5.785	16	107%
5	Denison WAGT 734	188	12	0.23	1220	5.408	25	100%
6	DS Pascal	188	12	0.23	1035	4.588	36	85%
7	Scepter	188	12	0.23	1196	5.301	49	98%
8	Vixen	188	12	0.23	1315	5.829	64	108%
9	LRPB Havoc	188	12	0.23	1225	5.430	81	100%
10	Scepter	188	12	0.23	1248	5.532	100	102%
11	Chief	188	12	0.23	1175	5.208	121	96%
12	Devil	188	12	0.23	1240	5.496	144	102%
13	Scepter	188	12	0.23	1227	5.440	169	101%
14	Sting RAC 2559	188	12	0.23	1256	5.567	196	103%
15	Scepter	188	12	0.23	1280	5.674	225	105%

Average of Yield (t/ha)	
Variety!	Total
DS Pascal	4.588
Chief	5.208
Rockstar	5.275
Catapult	5.297
Denison WAGT 734	5.408
LRPB Havoc	5.430
Devil	5.496
Scepter	5.513
Sting RAC 2559	5.567
Vixen	5.829
Grand Total	5.412



Plot	Variety!	Plot Length	Plot Width	Area (ha)	Weight (kgs)	Yield (t/ha)	Plot 2	% of Site Mean
1	Scepter	188	12	0.23	1206	5.348	1	99%
4	Scepter	188	12	0.23	1305	5.785	16	107%
7	Scepter	188	12	0.23	1196	5.301	49	98%
10	Scepter	188	12	0.23	1248	5.532	100	102%
13	Scepter	188	12	0.23	1227	5.440	169	101%
15	Scepter	188	12	0.23	1280	5.674	225	105%



PLATINUM SPONSORS

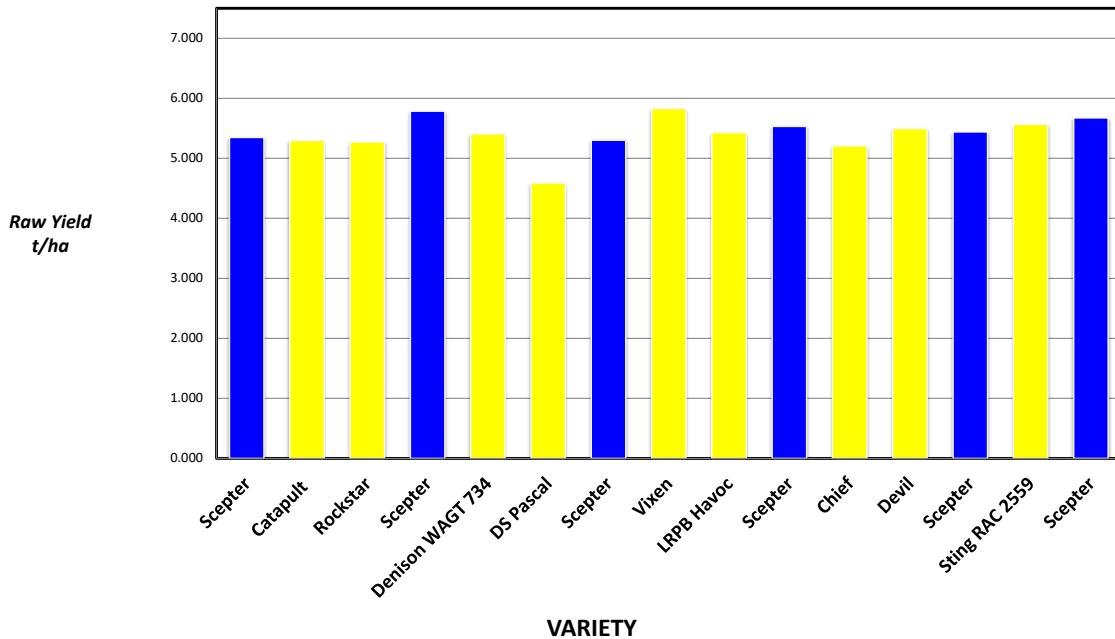


DIAMOND SPONSORS



**Seed Company Sponsors: AGT, Intergrain, Nuseed
SeedNet, Pioneer, Bayer, Pacific Seeds, SeedForce**

2020 SEPWA Wheat Variety Trial Tony Meiklejohn Neridup



Plot	Variety!	Yield (t/ha)	% of Site Mean
1	Scepter	5.348	99%
2	Catapult	5.297	98%
3	Rockstar	5.275	97%
4	Scepter	5.785	107%
5	Denison WAGT 734	5.408	100%
6	DS Pascal	4.588	85%
7	Scepter	5.301	98%
8	Vixen	5.829	108%
9	LRPB Havoc	5.430	100%
10	Scepter	5.532	102%
11	Chief	5.208	96%
12	Devil	5.496	102%
13	Scepter	5.440	101%
14	Sting RAC 2559	5.567	103%
15	Scepter	5.674	105%



Site Details

Soil Description: Sandplain
Date Sown: Friday, 15 May 2020
Date Harvested: Friday, 27 November 2020
Seeding Rate: 80 kg/ha

Statistical Analysis

Site Mean (t/ha) 5.412
Probability 0.108
Least significant difference 5% 0.5238
CV % 3.5

Plot Dimensions



PLATINUM SPONSORS

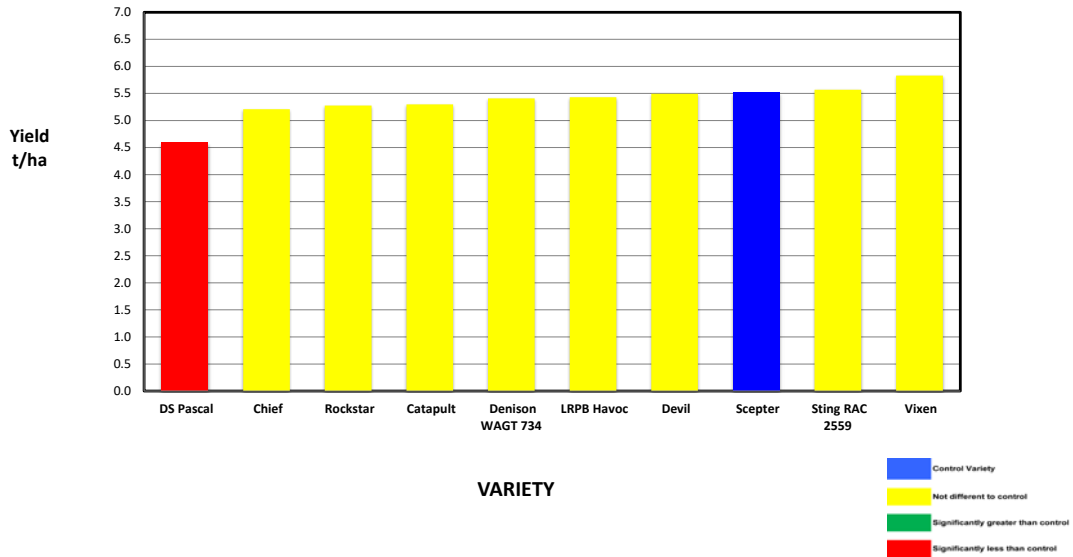


DIAMOND SPONSORS



Seed Company Sponsors: AGT, Intergrain, Nuseed
 SeedNet, Pioneer, Bayer, Pacific Seeds, SeedForce

2020 SEPWA Wheat Variety Trial Tony Meiklejohn Neridup



Variety	Maturity	Yield (t/ha)	% of Scepter	Protein %	Gluten %	Starch %	Hect kg/ha	Screenings %	Falling Numbers	Grade
DS Pascal	Mid- late	4.588	83%	9.8	21.0	43.1	76.4	3.6	330	ASW1
Chief	Mid	5.208	95%	10.0	21.7	50.0	77.8	4.2	384	APW2
Rockstar	Mid- late	5.275	96%	9.6	20.2	53.2	72.4	5.5	362	AGP1
Catapult	Mid- late	5.297	96%	10.2	22.6	56.8	71.4	4.6	362	AGP1
Denison WAGT 734	Late	5.408	98%	9.7	20.1	51.5	75.1	3.5	336	ASW1
LRPB Havoc	Early - Mid	5.430	99%	9.9	21.2	27.5	77.6	4.3	340	ASW1
Devil	Early - Mid	5.496	100%	10.1	22.1	44.1	75.5	4.8	360	APW2
Scepter	Early - Mid	5.513	100%	9.5	19.5	48.6	74.8	4.6	330	ASW1
Sting RAC 2559	Early - Mid	5.567	101%	9.9	21.3	51.3	75.6	3.5	360	ASW1
Vixen	Early - Mid	5.829	106%	10.0	21.0	50.6	77.7	4.5	371	APW2

Site Mean (t/ha) 5.412
Probability 0.108
Least significant difference 5% 0.5238
CV % 3.5

Site Details

Soil Description: Sandplain
Date Sown: Friday, 15 May 2020
Date Harvested Friday, 27 November 2020
Seeding Rate: 80 kg/ha

Plot Dimensions

Length (m) 188
Width (m) 12
Plot Area (ha) 0.23
Conversion Factor 4.43

Rainfall Data

Growing Season (mm) 251.5
Site Yield (t/ha) 5.412
kg/mm - Rainfall 21.5

RAINFALL 2020 (mm)	January	21	
	February	22.5	
	March	19.2	
	April	21.6	21.6
	May	22.5	44.1
	June	20.5	64.6
	July	54.5	119.1
	August	85	204.1
	September	20	224.1
	October	27.4	251.5
	November	57.8	
	Total	372	

Cumulative Growing Season Rainfall

Station: Tony Meiklejohn Neridup



PLATINUM SPONSORS



DIAMOND SPONSORS



Seed Company Sponsors: AGT, Intergrain, Nuseed
SeedNet, Pioneer, Bayer, Pacific Seeds, SeedForce