

HARVEST DATA - SEPWA WHEAT Variety Trial - J & EL Perks & Co. (G Perks), Grass Patch Harvested 18TH November 2020

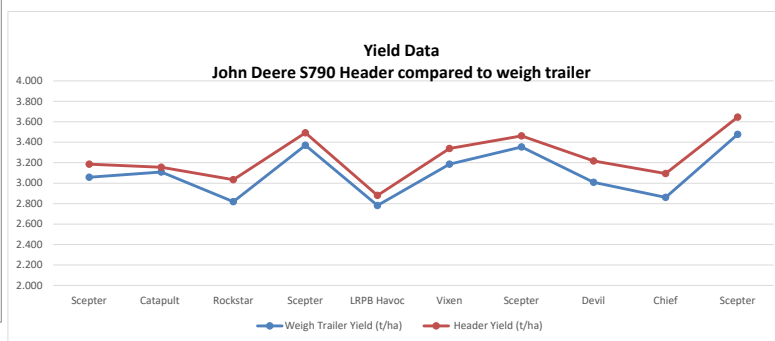
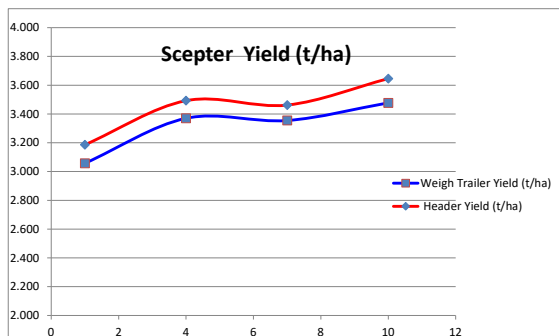
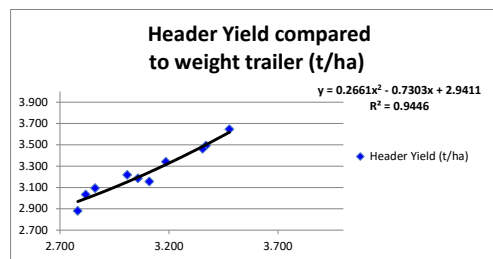
Comparison between Weigh Trailer and John Deere S790 Header



Plot	Variety!	Plot Length	Plot Width	Area (ha)	Weight (kgs)	Weigh Trailer Yield (t/ha)	Weigh Trailer % of Site Mean	Header Weight (kgs)	Header Yield (t/ha)	Header % of Site Mean
1	Scepter	272	12	0.33	998	3.058	99%	1040	3.186	98%
2	Catapult	272	12	0.33	1015	3.110	100%	1030	3.156	97%
3	Rockstar	272	12	0.33	920	2.819	91%	990	3.033	93%
4	Scepter	272	12	0.33	1100	3.370	109%	1140	3.493	107%
5	LRPB Havoc	272	12	0.33	908	2.782	90%	940	2.880	89%
6	Vixen	272	12	0.33	1040	3.186	103%	1090	3.339	103%
7	Scepter	272	12	0.33	1095	3.355	108%	1130	3.462	106%
8	Devil	272	12	0.33	982	3.009	97%	1050	3.217	99%
9	Chief	272	12	0.33	934	2.862	92%	1010	3.094	95%
10	Scepter	272	12	0.33	1135	3.477	112%	1190	3.646	112%

Variety!	Data	
	Weigh Trailer (t/ha)	Header (t/ha)
Scepter	3.315	3.447
Catapult	3.110	3.156
Rockstar	2.819	3.033
LRPB Havoc	2.782	2.880
Vixen	3.186	3.339
Devil	3.009	3.217
Chief	2.862	3.094
Average of Yield (t/ha)	3.103	3.251

Plot	Variety!	Plot Length	Plot Width	Area (ha)	Weight (kgs)	Weigh Trailer Yield (t/ha)	Weigh Trailer % of Site Mean	Header Weight (kgs)	Header Yield (t/ha)	Header % of Site Mean
1	Scepter	272	12	0.33	998	3.058	99%	1040	3.186	98%
4	Scepter	272	12	0.33	1100	3.370	109%	1140	3.493	107%
7	Scepter	272	12	0.33	1095	3.355	108%	1130	3.462	106%
10	Scepter	272	12	0.33	1135	3.477	112%	1190	3.646	112%



PLATINUM SPONSORS



DIAMOND SPONSORS



**Seed Company Sponsors: AGT, Intergrain, Nuseed
SeedNet, Pioneer, Bayer, Pacific Seeds, SeedForce**

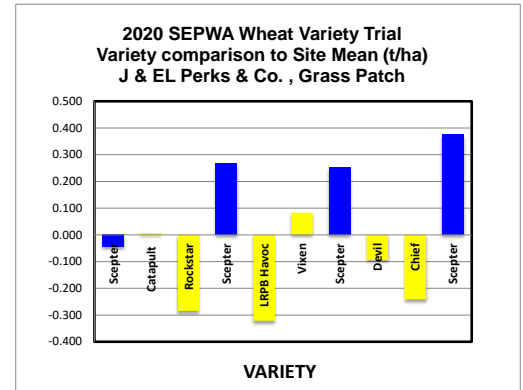
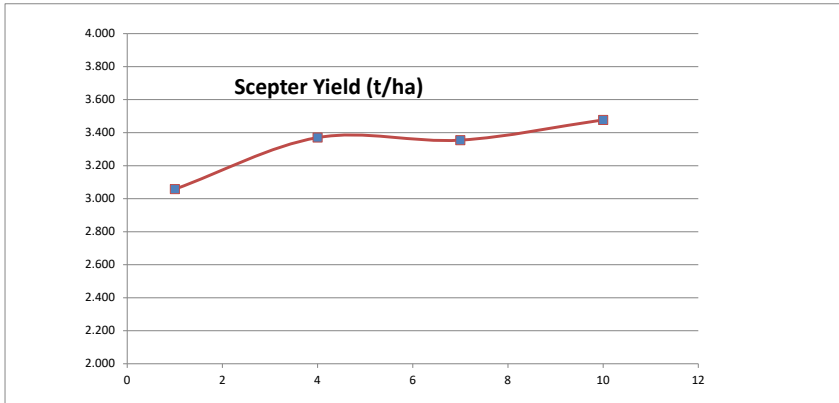


HARVEST DATA - SEPWA Wheat Variety Trial - J & EL Perks & Co. (G Perks), Grass Patch Harvested 18th November 2020

Plot	Variety!	Plot Length	Plot Width	Area (ha)	Weight (kgs)	Yield (t/ha)	Plot 2	% of Site Mean
1	Scepter	272	12	0.33	998	3.058	1	99%
2	Catapult	272	12	0.33	1015	3.110	4	100%
3	Rockstar	272	12	0.33	920	2.819	9	91%
4	Scepter	272	12	0.33	1100	3.370	16	109%
5	LRPB Havoc	272	12	0.33	908	2.782	25	90%
6	Vixen	272	12	0.33	1040	3.186	36	103%
7	Scepter	272	12	0.33	1095	3.355	49	108%
8	Devil	272	12	0.33	982	3.009	64	97%
9	Chief	272	12	0.33	934	2.862	81	92%
10	Scepter	272	12	0.33	1135	3.477	100	112%

Average of Yield (t/ha)	Total
Variety!	Total
LRPB Havoc	2.782
Rockstar	2.819
Chief	2.862
Devil	3.009
Catapult	3.110
Vixen	3.186
Scepter	3.315
Grand Total	3.103

Plot	Variety!	Plot Length	Plot Width	Area (ha)	Weight (kgs)	Yield (t/ha)	Plot 2	% of Site Mean
1	Scepter	272	12	0.33	998	3.058	1	99%
4	Scepter	272	12	0.33	1100	3.370	16	109%
7	Scepter	272	12	0.33	1095	3.355	49	108%
10	Scepter	272	12	0.33	1135	3.477	100	112%



PLATINUM SPONSORS

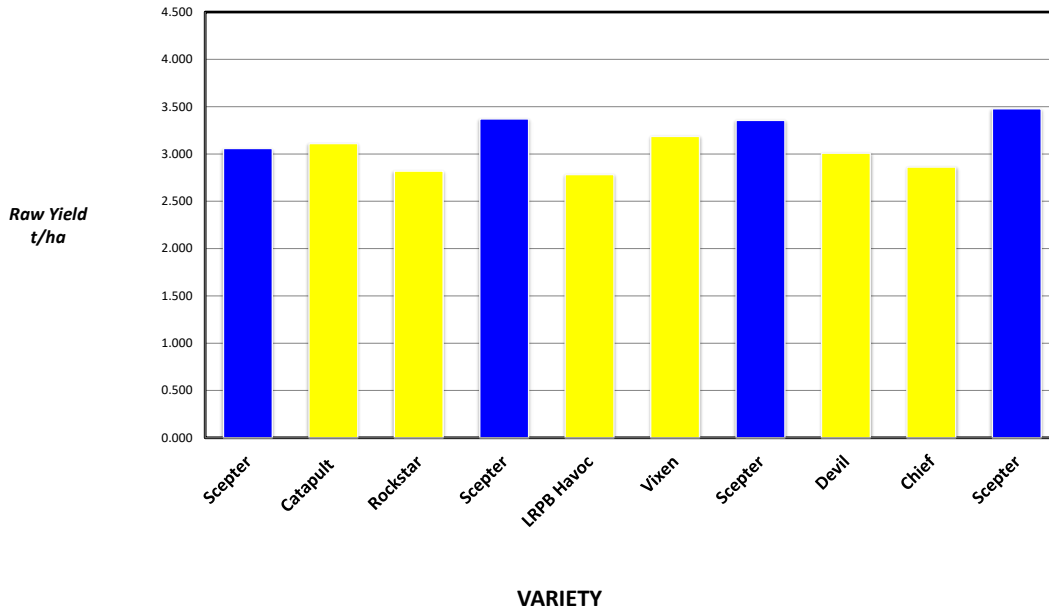


DIAMOND SPONSORS



**Seed Company Sponsors: AGT, Intergrain, Nuseed
SeedNet, Pioneer, Bayer, Pacific Seeds, SeedForce**

2020 SEPWA Wheat Variety Trial J & EL Perks & Co. , Grass Patch



Plot	Variety!	Yield (t/ha)	% of Site Mean
1	Scepter	3.058	99%
2	Catapult	3.110	100%
3	Rockstar	2.819	91%
4	Scepter	3.370	109%
5	LRPB Havoc	2.782	90%
6	Vixen	3.186	103%
7	Scepter	3.355	108%
8	Devil	3.009	97%
9	Chief	2.862	92%
10	Scepter	3.477	112%



Site Details
Soil Description: Sandy Loam
Date Sown: Wednesday, 13 May 2020
Date Harvested: Wednesday, 18 November 2020
Seeding Rate: 75 kg/ha

Statistical Analysis
Site Mean (t/ha) 3.103
Probability 0.27
Least significant difference 5% 0.6405
CV % 5.8

Plot Dimensions

Length (m)	Width (m)	Area (m2)	Conversion Factor
272	12	0.33	3.06



PLATINUM SPONSORS

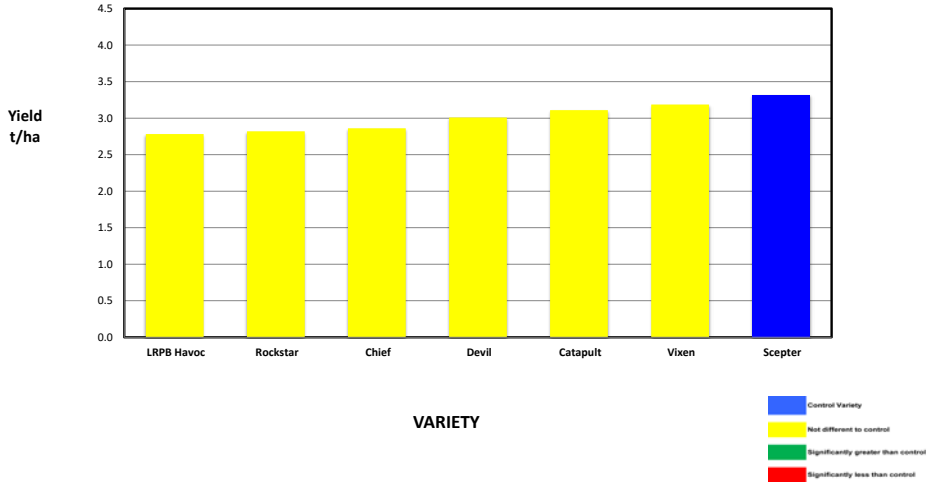


DIAMOND SPONSORS



Seed Company Sponsors: AGT, Intergrain, Nuseed, SeedNet, Pioneer, Bayer, Pacific Seeds, SeedForce

2020 SEPWA Wheat Variety Trial J & EL Perks & Co. , Grass Patch



Variety	Maturity	Yield (t/ha)	% of Scepter	Protein %	Gluten %	Starch %	Hect kg/hl	Screenings %	Falling Numbers	Grade
LRPB Havoc	Early - Mid	2.782	84%	9.5	17.8	60.3	80.6	1.3	363	ASW1
Rockstar	Mid- late	2.819	85%	9.6	18.6	75.0	77.2	1.5	398	ASW1
Chief	Mid	2.862	86%	9.4	18.7	70.6	78.2	1.3	380	ASW1
Devil	Early - Mid	3.009	91%	9.3	17.0	60.9	78.6	1.5	366	ASW1
Catapult	Mid- late	3.110	94%	9.1	17.0	61.7	79.1	1.0	396	ASW1
Vixen	Early - Mid	3.186	96%	9.7	17.8	60.0	77.8	2.0	395	ASW1
Scepter	Early - Mid	3.315	100%	9.7	18.7	58.8	78.3	1.3	385	ASW1

Site Mean (t/ha)	3.103
Probability	0.27
Least significant difference 5%	0.6405
CV %	5.8

Site Details

Soil Description:	Sandy Loam
Date Sown:	Wednesday, 13 May 2020
Date Harvested	Thursday, 19 November 2020
Seeding Rate:	75 kg/ha

Plot Dimensions

Length (m)	272
Width (m)	12
Plot Area (ha)	0.33
Conversion Factor	3.06

Rainfall Data

Growing Season (mm)	162.6
Site Yield (t/ha)	3.103
kg/mm - Rainfall	19.1

RAINFALL 2020 (mm)	January	11	
	February	46.6	
	March	19.8	
	April	9.6	9.6
	May	21.6	31.2
	June	24.4	55.6
	July	37.6	93.2
	August	42.8	136
	September	9.2	145.2
	October	17.4	162.6
	November	37	
	Total	277	

Cumulative Growing Season Rainfall

Station: DPIRD Grass Patch (GP001)



PLATINUM SPONSORS



DIAMOND SPONSORS



Seed Company Sponsors : AGT, Intergrain, Nuseed
SeedNet, Pioneer, Bayer, Pacific Seeds, SeedForce