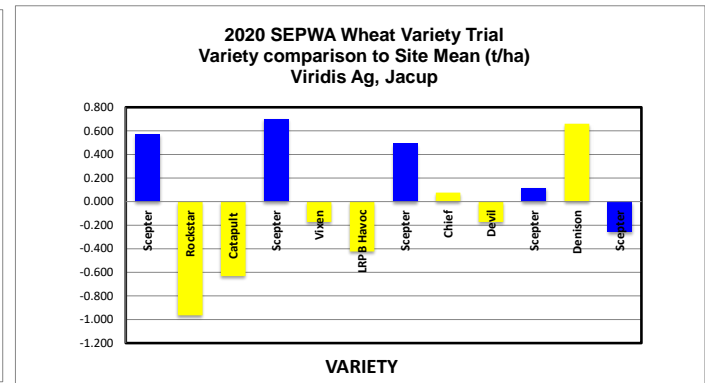
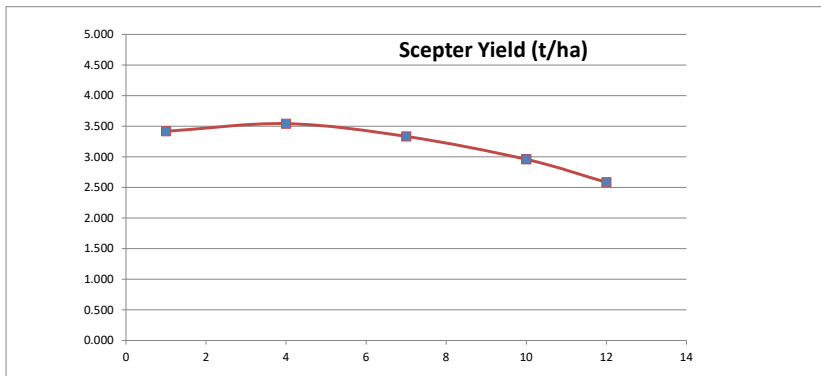


## HARVEST DATA - SEPWA Wheat Variety Trial - Viridis Ag, Jacup Harvested 18th December 2020

Plot	Variety!	Plot Length	Plot Width	Area (ha)	Weight (kgs)	Yield (t/ha)	Plot 2	% of Site Mean
1	Scepter	200	12	0.24	820	3.417	1	120%
2	Rockstar	200	12	0.24	450	1.875	4	66%
3	Catapult	200	12	0.24	530	2.208	9	78%
4	Scepter	200	12	0.24	850	3.542	16	125%
5	Vixen	200	12	0.24	640	2.667	25	94%
6	LRPB Havoc	200	12	0.24	580	2.417	36	85%
7	Scepter	200	12	0.24	800	3.333	49	117%
8	Chief	200	12	0.24	700	2.917	64	103%
9	Devil	200	12	0.24	640	2.667	81	94%
10	Scepter	200	12	0.24	710	2.958	100	104%
11	Denison	200	12	0.24	840	3.500	121	123%
12	Scepter	200	12	0.24	620	2.583	144	91%

Average of Yield (t/ha)	
Variety!	Total
Rockstar	1.875
Catapult	2.208
LRPB Havoc	2.417
Vixen	2.667
Devil	2.667
Chief	2.917
Scepter	3.167
Denison	3.500
Grand Total	2.840

Plot	Variety!	Plot Length	Plot Width	Area (ha)	Weight (kgs)	Yield (t/ha)	Plot 2	% of Site Mean
1	Scepter	200	12	0.24	820	3.417	1	120%
4	Scepter	200	12	0.24	850	3.542	16	125%
7	Scepter	200	12	0.24	800	3.333	49	117%
10	Scepter	200	12	0.24	710	2.958	100	104%
12	Scepter	200	12	0.24	620	2.583	144	91%



**PLATINUM SPONSORS**

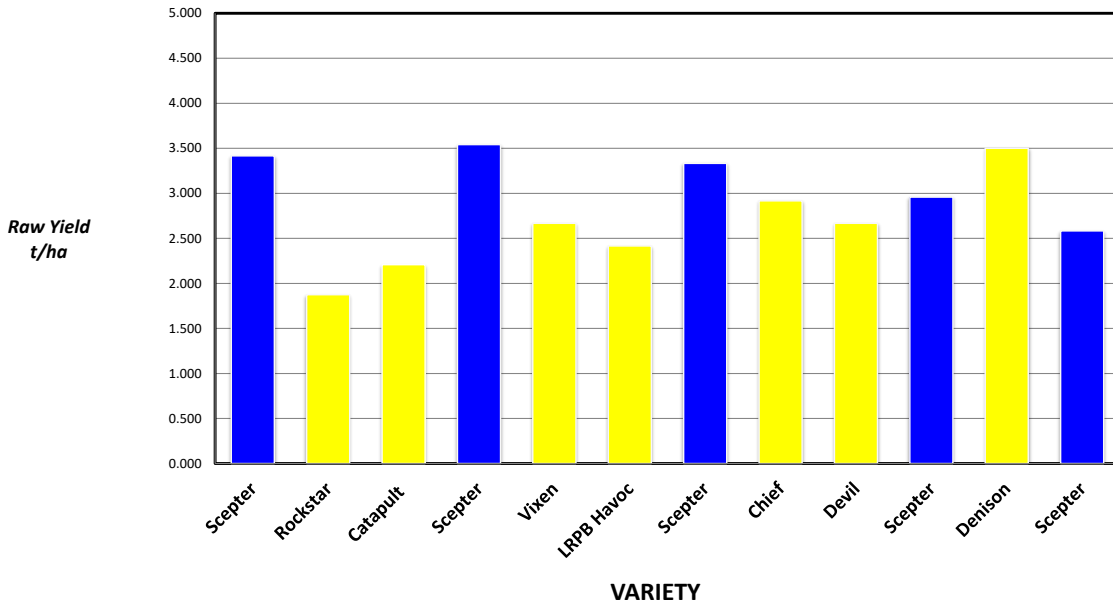


**DIAMOND SPONSORS**



*Seed Company Sponsors: AGT, Intergrain, Nuseed  
SeedNet, Pioneer, Bayer, Pacific Seeds, SeedForce*

## 2020 SEPWA Wheat Variety Trial Viridis Ag, Jacup



Plot	Variety!	Yield (t/ha)	% of Site Mean
1	Scepter	3.417	120%
2	Rockstar	1.875	66%
3	Catapult	2.208	78%
4	Scepter	3.542	125%
5	Vixen	2.667	94%
6	LRPB Havoc	2.417	85%
7	Scepter	3.333	117%
8	Chief	2.917	103%
9	Devil	2.667	94%
10	Scepter	2.958	104%
11	Denison	3.500	123%
12	Scepter	2.583	91%

### Statistical Analysis

Site Mean (t/ha)	2.840
Probability	0.007
Least significant difference 5%	0.4131
CV %	4.0

### Site Details

Soil Description:	Sandy Loam
Date Sown:	Saturday, 9 May 2020
Date Harvested	Friday, 18 December 2020
Seeding Rate:	70 kg/ha

### Plot Dimensions

Length (m)	Width (m)	Area (m2)	Conversion Factor
200	12	0.24	4.17

### PLATINUM SPONSORS

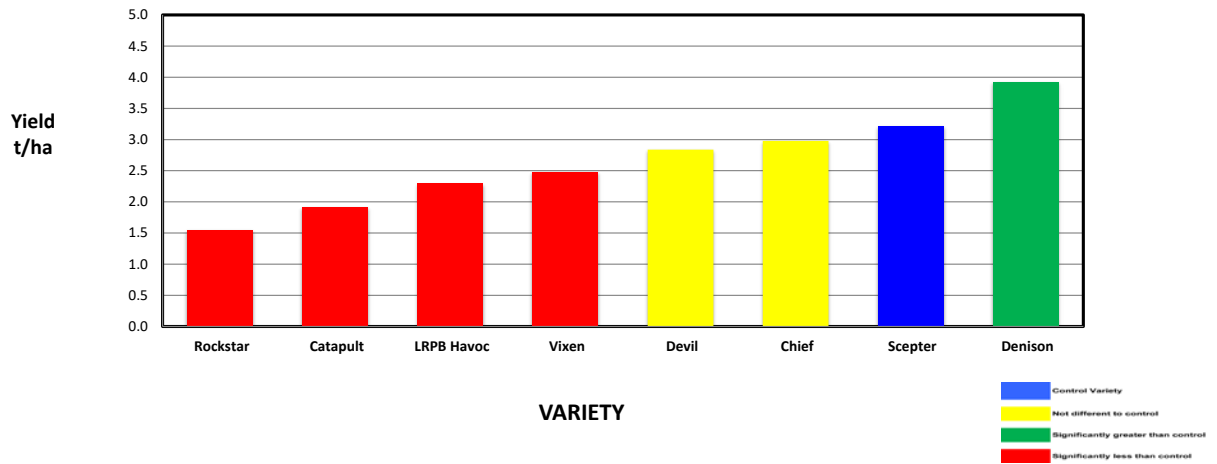


### DIAMOND SPONSORS



**Seed Company Sponsors : AGT, Intergrain, Nuseed  
SeedNet, Pioneer, Bayer, Pacific Seeds, SeedForce**

### 2020 SEPWA Wheat Variety Trial Viridis Ag, Jacup



Variety	Maturity	Yield (t/ha)	% of Scepter	Protein %	Gluten %	Starch %	Hect kg/hl	Screenings %	Falling Numbers	Grade
Rockstar	Mid- late	1.555	48%	9.6	19.4	0.0	73.1	1.4	401	AGP1
Catapult	Mid- late	1.920	60%	9.7	20.1	0.0	78.1	0.7	353	ASW1
LRPB Havoc	Early - Mid	2.301	72%	9.4	18.1	0.0	78.5	0.3	329	ASW1
Vixen	Early - Mid	2.481	77%	8.7	15.8	0.0	78.3	0.4	361	ASW1
Devil	Early - Mid	2.838	88%	9.4	18.1	0.0	80.0	0.3	351	ASW1
Chief	Mid	2.979	93%	9.5	18.9	0.0	79.5	0.2	303	ASW1
Scepter	Early - Mid	3.217	100%	9.0	17.1	0.0	80.0	0.3	385	ASW1
Denison	Late	3.926	122%	10.3	21.8	0.0	80.6	0.3	411	APW2

**Site Mean (t/ha)** 2.840  
**Probability** 0.007  
**Least significant difference 5%** 0.4131  
**CV %** 4.0

#### Site Details

**Soil Description:** Sandy Loam  
**Date Sown:** Saturday, 9 May 2020  
**Date Harvested** Tuesday, 1 December 2020  
**Seeding Rate:** 70 kg/ha

#### Plot Dimensions

**Length (m)** 200  
**Width (m)** 12  
**Plot Area (ha)** 0.24  
**Conversion Factor** 4.17

#### Rainfall Data

**Growing Season (mm)** 200  
**Site Yield (t/ha)** 2.84  
**kg/mm - Rainfall** 14.2

RAINFALL 2020 (mm)	January	0	
	February	40	
	March	22	
	April	11	11
	May	34	45
	June	19	64
	July	28.5	92.5
	August	46.5	139
	September	38	177
	October	23	200
	November	38.5	
	<b>Total</b>	<b>300.5</b>	

Cumulative Growing Season Rainfall

Station: Viridis AG, Jacup



#### PLATINUM SPONSORS



#### DIAMOND SPONSORS



Seed Company Sponsors: AGT, Intergrain, Nuseed  
SeedNet, Pioneer, Bayer, Pacific Seeds, SeedForce